

# Hotpress HP01

Controller guided hotpress for highest welding security for Polyurethane and Polyester belts

**NEW**




The "Nicer Splicer"


## Overlap welding

**HP01 press with programmable controller is now available with new mold for overlap welding!**

- User-friendly and safe operation
- Accurate splice
- Especially suitable for profiles with reinforcement



Conventional splice



Accurate and neat splice with the Hotpress HP01

## Scope of delivery

- HP01 press
- Controller unit HP01
- Mold (specific according to profile)

## Accessories

- Cooling unit
- 2 long cooling hoses
- 3 short cooling hoses

Overlap welding


## Perfect weld in only 5 steps

1




Cut both belt ends angular and remove approx. 5 mm of the front part of the reinforcement

2



Insert the profile into the mold and clamp sidewise

3



Close top of the mould and put it in the press

4



Turn the knob and close the press

5



Select the menu and press the start button. Welding process is running fully automated

## BEHA Innovation GmbH

In den Engematten 16  
 79286 Glottertal/Germany  
 Tel.: +49 (0) 76 84/907-0  
 Fax: +49 (0) 76 84/907-101  
 e-mail: [info@behabelt.com](mailto:info@behabelt.com)  
 internet: [www.behabelt.com](http://www.behabelt.com)