

Bidirectional IGBT-Transistor-Rectifier

Type GR-3864



Continuous transfer from mains supply
to DC-supply (battery test)

High dynamic

Low ripple $\leq 0.5\%$

Electrical isolation (galvanic)

Low mains feed back through P.F.C

Input power factor $\lambda = 1$

Parallel connectable

Intelligent monitoring functions

Configurable interface

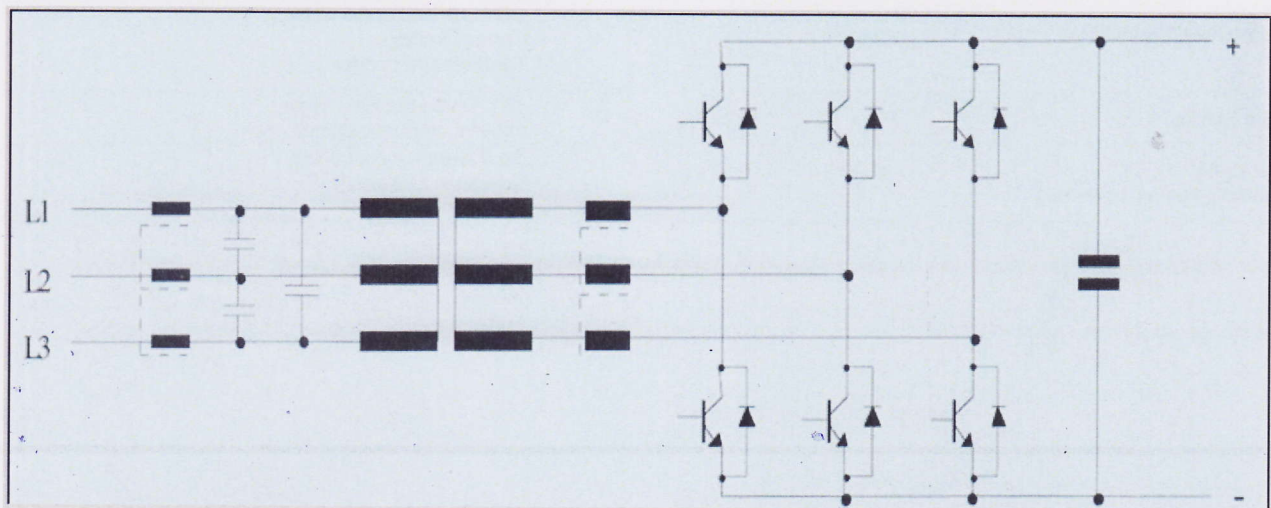

(Relay, RS232, CAN, HTTP ...)

User-friendly control functions with
integrated processor

Up to 1000 V DC

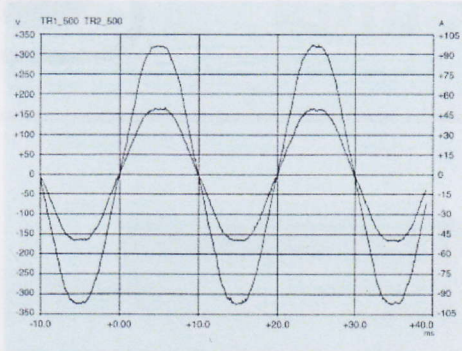
Output current up to 1250 A

Temperature-regulated charging voltage
3 charging characteristics (automatic)

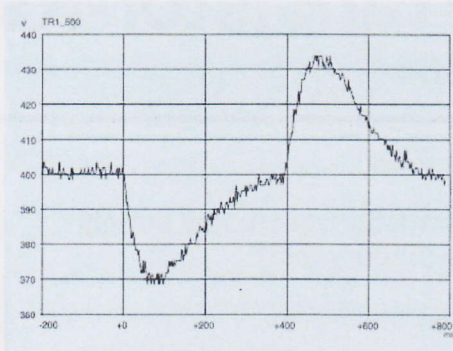


Due to our modern control with PWM-rectifier (IGBT) we achieve a very good rule dynamic over the complete power range.

Extensively configurable interfaces make the integrations in different system environments possible.



Current and voltage diagram at nominal Load at mains input (L1)



Dynamic-behavior at DC-voltage at 100 % load step

Technical Data

Rated capacity	kW	up to 500 kW
Rectifier construction:		IGBT, PWM, galvanic isolated ($\lambda > 0,98$)
Input voltage:	V	230/400, 3-phase, N, PE
Input frequency:	Hz	50 (60) $\pm 5\%$
Output voltage (adjustable)	V	up to 1000
Output current:	A	up to 1250
Voltage regulation: static dynamic	%	± 1 < 5 % at 100% load step
Ripple:	%	< 0.5 rms
Current rise time:	msec	< 2
EMC:		according to EN 61000-6-4, EN 61000-6-2
Acoustic noise level:	dB(A)	approx. 50 – 70
Cooling:		„AF“ forced air cooling
Overall efficiency at nominal load:	%	typical >94% at 220V DC
Permissible ambient temperature:	°C	0 to + 40
Permissible climate:		moderate climate according to 3K3, EN60721
Permissible operating altitude:		1000 m above m.s.l.
Cabinet dimensions:	mm	on demand
Protection class:		IP 20 according to EN60529
Paint finish:		RAL 7035
Monitoring (configurable)		AC-under voltage with switch off DC-over- and under voltage Current limiting Temperature control
Display / operation:		TFT Touch-Screen Display Intuitive menu navigation
Remote signal (configurable floating contacts)		On (clearance controller) Operation / Failure Emergency stop

For your requirements / specifications we are pleased to prepare an individual system configuration.

Subject to change without notice (tech)

03/2016



GUSTAV KLEIN GMBH & CO. KG

D-86956 Schongau · Im Forchet 3
D-86952 Schongau, Postfach 12 48
Tel. +49(0)8861/209-0, Fax +49(0)8861/209-180
E-Mail: vertrieb@gustav-klein.com
www.gustav-klein.com

A-6401 Inzing / Tirol · Schießstand 2
Tel. +43(0)5238/54209-0
Fax +43(0)5238/54209-23
E-Mail: vertrieb@gustav-klein.com
www.gustav-klein.com

