

Additional Information



Features

- Former manufactured by Siemens, Germany
UL / CSA, CCC certified, meets or exceeds other intern. standards
- Miniature Size, Best Suited in Limited Space Applications.
- Four Contact Configurations for Application Flexibility.
- Plunger Actuation.
- NEMA B300, P300 Contact Ratings.

Design

Miniature open type position switches can be used in applications such as automatic control functions and automatic door interlocking. **3SE4105** and **3SE4145** versions have direct opening action to DIN VDE 0113/2.86 and Publications 204-1 and 2. The NC contact is mechanically forced open by the plunger if the contact is slightly welded.

Contact arrangements include 1 NO, 1 NC, 1 NC + 1 NC and 2 NO (slow action only).

Contacts are of the bridge construction.

Selector and ordering data)

Contact configuration	Minimum operation force along plunger axis lb. (N)	Tab connector in. (mm)	Snap-action contacts	Slow-action contacts
			Catalog no.	Catalog no.
1 NO 	1.1 (5) 1.1 (5) 1.4 (6)	0.24-0.03 (6.3-0.8) 0.11-0.03 (2.8-0.8) 0.24-0.03 (6.3-0.8)	— — 3SE4006	3SE4005 3SE4045 —
1 NC 	0.7 (3) 0.7 (3) 1.4 (6)	0.24-0.03 (6.3-0.8) 0.11-0.03 (2.8-0.8) 0.24-0.03 (6.3-0.8)	— — 3SE4106	3SE4105 3SE4145 —
1 NO + 1 NC 	1.1 (5) 1.1 (5) 1.4 (6)	0.24-0.03 (6.3-0.8) 0.11-0.03 (2.8-0.8) 0.24-0.03 (6.3-0.8)	— — 3SE4206	3SE4205 3SE4245 —
2 NO 	1.6 (7)	0.24-0.03 (6.3-0.8)	—	3SE4305

All dimensions shown in inches and (millimeters).

For reference purposes only. Not to be used for design for construction purposes.

3SE4 Miniature Limit Switches

General Information



**Non-safety
3SE4 miniature limit switches**

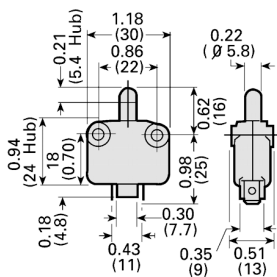
Technical data

Type	3SE4005, 3SE4006, 3SE4105, 3SE4106, 3SE4205, 3SE4206, 3SE4305	3SE4001, 3SE4003, 3SE4100, 3SE4101, 3SE4103, 3SE4201, 3SE4235, 3SE4300
Insulation rating	AC 400V, DC 450V	
Mechanical life	1 + 10 ⁶ make-break operations	
Electrical life	1 + 10 ⁶ make-break operations	
Temperature Range	-20 to + 85° C, -4 to +185° F	
Degree of Protection	IP00/IP40	
Terminals/Compartment	on request	
Connection	6.3–0.8 mm tab connectors suitable for push-on sleeves 6.3–1 (up to 1 mm ²) or 6.3–2.5 (up to 2.5 mm ²) to DIN 46 247	on request
Conductor Size	14 AWG	
NEMA Ratings	DC, NEMA P300	
Maximum current at	125V	250V
Make	1.1A	0.55A
Break	1.1A	0.55A
Maximum volt-ampere		
Make	138V	138V
Break	138V	138V
Rated thermal current / Rated operating voltage	AC12, 16A, AC15, 6A max. DC13, 10A max.	

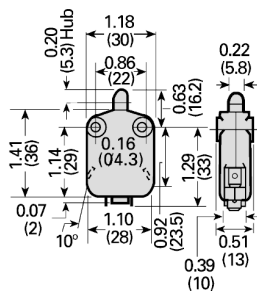
Dimensions and operating characteristic

With slow-action contacts

3SE4005, 3SE4045

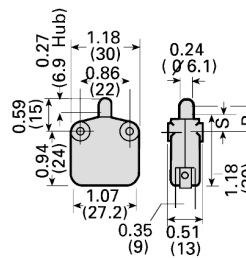


3SE4305

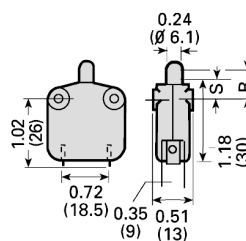


With snap-action contacts

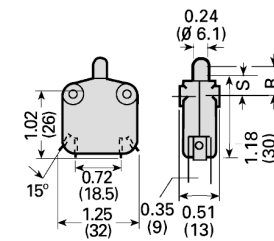
3SE4006



3SE4006



3SE4006



Slow-action contact		
Type	Contact closes after (mm)	Opens
3SE4 005, 3SE4 045	2.7+0.6	—
3SE4 105, 3SE4 145	—	immediately
3SE4 205, 3SE4 245	2+0.5	immediately
3SE4 305	1.75+0.75	—

Snap-action contact		
Type	Switching S	Resetting point R
3SE4 006	12.3 ± 0.5	14 ± 0.5
3SE4 106	12.3 ± 0.5	14 ± 0.5
3SE4 206	12.6 ± 0.5	14 ± 0.5

} Contact gap ≥ 3 mm

All dimensions shown in Inches and (millimeters). For reference purposes only. Not to be used for design or construction purposes.

Meyer Industrie-Electronic GmbH - MEYLE

Carl-Bosch-Straße 8 Tel.: +49 (0) 5481-9385-0 Internet: www.meyle.de
49525 Lengerich/Germany Fax: +49 (0) 5481-9385-12 E-Mail: sales@meyle.de