

COMPACT

MICO PRO®

CURRENT MONITORING MODULARIZED

Mico Pro is the new and innovative current monitoring system from Murrelektronik. The modular system enables you to adapt systems precisely to suit specific applications – offering a favorable cost-benefit ratio while also being economical in their use of space.

The patented tripping process assures optimum machine availability. An additional benefit: an integrated concept for potential distribution that significantly declutters the switch cabinet wiring.



Mico Pro stands for:

- **Modularity** – precise right down to the last channel
- **Integrated potential distribution concept** – significantly simplifies switch cabinet wiring
- **Practical handling** – assembly without tools
- **Diagnostics** – on the module or via the PLC
- **Channel-specific switching** – replaces the coupling level

Mico Pro from Murrelektronik guarantees reliable a power supply system. This intelligent current monitoring system from Murrelektronik monitors all load and control currents in a consistent manner and identifies critical moments at the right time.

Mico Pro signals limit loads and switches defective channels off in a targeted manner to prevent total system crashes, and to assure a high level of machine availability.

The tripping process has been patented, and follows the rule: “as late as possible, as early as necessary”.


MicoPro®



.....

MODULARITY – Precise down to the last channel

- Modular system for 12 and 24VDC operating voltages
 - Tool-free assembly for a closed system
 - Pre-fixed modules with 1, 2 or 4 channels for tripping currents of 2, 4, 6, 8, 10 und 16 A – a tamper-proof solution
 - Flexibly adjustable modules with 1, 2 or 4 channels for tripping currents of 1 to 10 A or 11 to 20 A – adjustable by pressing of a button
 - Minimum space required: only 8, 12 and/or 24 mm per module
-



CONVENIENT HANDLING – Assembly without tools

- Innovative bridging system of two rails connects the system
- Trim to length with side-cutting pliers and plug into place
- Signal contacts for diagnostics and control signal via lateral spring contacts
- Push-in spring clamp terminals
- Clear view of all marking labels and the status of the LEDs



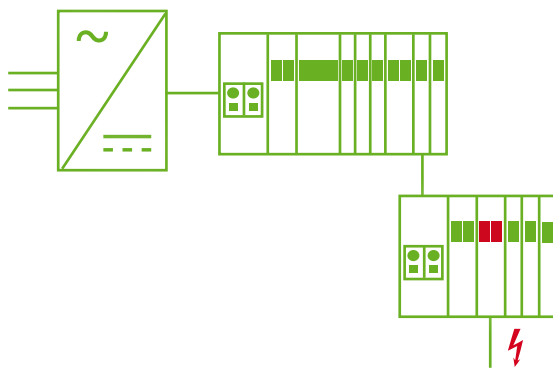
DIAGNOSTICS – On the module or via the controls

- LED status display on each channel
- Group diagnostics on the power module for the entire system
- Modules with flexible settings offer channel-specific diagnostic signals
- 90 percent early warning
- Reactivation of tripped channels via the press of a button or control signal




PRACTICAL FUNCTIONS IN THE DETAILS

- Monitoring of channel currents of up to 20 A in a modular system
- Optimum label options to keep the switch cabinet layout clear and simple
- High inrush capacities of up to 30 mF per channel at full load
- Operation possible with 5 A power supply units
- Time delayed start of individual channels on multiple-channel modules to prevent current peaks



CASCADED DESIGN – Fully selective

- Another Mico Pro station can be connected on a Mico channel with a tripping current of more than 10 A




CHANNEL-PRECISE SWITCHING – Replaces the coupling level

- Channel-specific switching function via an PLC signal on the flex modules
- Implementation of short switching frequencies (up to 10 Hz) as well as longer standby periods (e.g. for machine areas during non-production times)

INTEGRATED – Concept for potential distribution

- Connection options for +24 V and 0 V on every channel
- External terminals are now a thing of the past – the 0 V/GND potential is now connected directly by Mico Pro
- Declutters installations, reduces the amount of wiring needed, saves space in the switch cabinet
- Connection of up to 2 x 12 potentials with potential distributors possible



COMPACT

Order data for Mico Pro®

Power module		Description	Art. No.	
	Mico Pro PM 24 V DC/40 A	Power module, max. 40 A	9000-41190-0000000	
Modules with pre-fixed tripping current		Number of channels	Tripping current (pre-fixed)	Art. No.
	Mico Pro fix 1.2	1	2 A	9000-41011-0200000
	Mico Pro fix 1.4	1	4 A	9000-41011-0400000
	Mico Pro fix 1.6	1	6 A	9000-41011-0600000
	Mico Pro fix 1.8	1	8 A	9000-41011-0800000
	Mico Pro fix 1.10	1	10 A	9000-41011-1000000
	Mico Pro fix 1.16	1	16 A	9000-41011-1600000
	Mico Pro fix 2.2	2	2 A	9000-41012-0200000
	Mico Pro fix 2.4	2	4 A	9000-41012-0400000
	Mico Pro fix 2.6	2	6 A	9000-41012-0600000
	Mico Pro fix 4.2	4	2 A	9000-41014-0200000
	Mico Pro fix 4.4	4	4 A	9000-41014-0400000
	Mico Pro fix 4.6	4	6 A	9000-41014-0600000
Modules with adjustable tripping current		Number of channels	Tripping current (flexible adjustment)	Art. No.
	Mico Pro flex 1.10	1	1-2-3-4-5-6-7-8-9-10 A	9000-41091-0101000
	Mico Pro flex 1.20	1	11-12-13-14-15-16-17-18-19-20 A	9000-41091-1102000
	Mico Pro flex 2.10	2	1-2-3-4-5-6-7-8-9-10 A	9000-41092-0101000
	Mico Pro flex 4.10	4	1-2-3-4-5-6-7-8-9-10 A	9000-41094-0101000
Accessories		Description	Art. No.	
	Mico Pro PD 2x12	Potential distributors, 2x 12 potentials, max 20 A	9000-41000-0000212	
	Mico Pro Plug-In link 2x blue	Endless Plug-In link max. 40 A, 500 mm length	9000-41000-0000000	
	Mico Pro Plug-In link 2x red	Endless Plug-In link max. 40 A, 500 mm length	9000-41000-0000001	
	Mico Pro Plug-In link 1x blue, 1x red	Endless Plug-In link max. 40 A, 500 mm length	9000-41000-0000002	