





FLOW CONTROL VALVES

Our offer includes two major groups of flow control valves: throttle valves and flow control elements, designed for various types of mounting.





The valves can have the following types of setting elements: rotary knob, adjustment screw, a knob with a key lock. We offer also a selection of suitable subplates, including these compliant with CETOP standard.



THROTTLE VALVES

| | group | NS | P_{max} [MPa] | Q_{max} [dm ³ /min] | type |
|---|----------------------|------|-----------------|----------------------------------|--------------------|
|  | subplate valves | 10 | 21 | 50 | UDBB10 |
|  | sandwich type valves | 6-22 | 31,5 | 60-300 | Z2FS |
|  | threaded valves | 6-30 | 31,5; 40 | 400 | MG, MK, VRFB, VRFU |

FLOW VONTROL VALVES

| | group | NS | P_{max} [MPa] | Q_{max} [dm ³ /min] | type |
|---|-------------------------|------|-----------------|----------------------------------|------------|
|  | subplate valves | 5-16 | 21-31,5 | 15-160 | 2FRM |
|  | subplate valves (CETOP) | 6 | 31,5 | 43 | UDRD6 |
|  | sandwich type valves | 6-16 | 31,5-35 | 43-160 | UZFC, UZUC |
|  | threaded valves | 10 | 35 | 50 | UDUE |