




Customised Gearing Solutions

Drop In Replacement Gearboxes



Your Reliable Partner for
Drop In Replacement Gearboxes

DROP-INS & ENHANCED GEARBOXES

Esenpro provides drop in replacement solutions for all the branded gearbox for any industrial application. **Esenpro** has replaced gearboxes of old, obsolete, and discontinued designs. The drop in gearboxes are designed as per the DIN standard to DIN Quality 5/6. The carbon alloyed steel gears and pinions are hardened and ground. The gearbox casing is of fabricated steel.

The OEM is no longer the best option for the customer as the spare parts / gearbox will be

- Too Expensive
- Long delivery times
- Discontinued design
- Modified designs which does not match the old design

To avoid any or all of the above cases, let **Esenpro** be your one stop shop for gearbox drop in solutions.

We Guarantee

- Exact "TO FIT" replacement to the existing gearbox
- Torque and Nomial Rating will be same as the existing gearbox
- No change in ratios, shaft centers and center heights
- Lesser price than the Original Manufacturer

Gearbox Enhancement

Esenpro can design gearboxes with **Enhanced Power** rating by redesigning the existing gear train within the same casing dimensions.

SUCCESSFUL DROP IN PROJECTS

OEM	MODEL	ESENPPO	APPLICATION
SHANTHI GEARS	BQDS-360	EPHDQS/360H/S/SP	GEAR BOX FOR COAL STACKER SLEW DRIVE
FLENDER	KZA-280	F/EPBHT/280HB/S/SP	BELT CONVEYOR
FLENDER	KZA-400	F/EPBHT/400HB/HF/S/SP	BELT CONVEYOR
NAW	CSC-355	CSC/355/S/SP	LD#3 RMHS GEARBOX FOR LPC-1
ELECON	PE-50	E/EPHQ/500/S/SP	MAIN KILN GEARBOX
FLENDER	SCN-320	SCN/320/S/SP	SLAB CROSS LIFT TRANSFER
PREMIUM	B3-450	P/EPBHT/450/HB/S/SP	BELT CONVEYOR
BREVINI	KLE-560H	EPBHF/18H/S/SP	DISC RING REACTOR
HANSEN INDUSTRIAL GEARBOXES	RDLJ-33	H/EPBHT/17A/HB/S/SP	SCREW PUMP
HANSEN INDUSTRIAL GEARBOXES	RDHJ-33	H/EPBHT/15/HB/S/SP	SCREW PUMP
ELECON	SCN-560	E/EPHT/560/S/SP	ENTRY EXIT LOOPER
GERMANY	2D-450	EPHD/450/S/SP	STEEL DUTY
ELECON	SCN-630	EPHT/630/S/SP	ENTRY EXIT LOOPER
FLENDER	H3SH-505	F/EPHT/400T/S/SP	BRIDLE GEARBOX
ANUPAM INDUSTRIES	500 LUFF DRIVE	CEP/500D/S/SP	LUFF GEAR BOX
ROSSI	R2E355A3H	BPGB/EE84R/S/SP	RECALIMER GEARBOX
SANTASALO	3L88	S/875T/S/SP	MAIN KILN GEARBOX
BROOK HANSEN	NA	EPHAT/500V/S/SP	POLYMER MIXING

REPLACEMENT OF BELT CONVEYOR GEARBOX

- Gearbox Type:
Bevel Helical Gearbox
- Application:
Belt Conveyor
- OEM:
Flender
- Industry:
Cement
- Location:
Algeria



REPLACEMENT OF MAIN KILN DRIVE GEARBOX

- Gearbox Type:
Helical Industrial Gearbox
- Application:
Main Kiln Drive
- OEM:
Santasalo
- Industry:
Mining
- Location:
Kutch, India



REPLACEMENT OF DRR GEARBOX

- Gearbox Type:
Bevel Helical Special
Gearbox
- Application:
Disc Ring Reactor
in Refinery
- OEM:
PIV
- Industry:
Polymer
- Location:
Malaysia




APPLICATIONS



1. Mining & Processing Equipment

- Crushers
- Screens & Feeders
- Apron Feeders
- Wagon Tippers
- Grinding Mills
- Kilns
- Ball Mills
- Pellet Plants



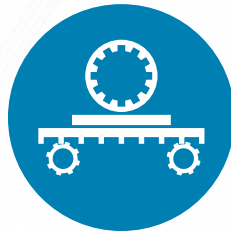
2. Bulk Material Handling

- Conveyor
 - Pipe Conveyor
 - Belt Conveyor
 - Down Hill Conveyors
 - Long Distance Conveyors
- Stacker Reclaimer
- Bucket Wheel Excavator
- Transport Crawlers
- Overhead Cranes




3. Primary Steel Manufacturing

- Blast Furnace
- Sinter Plant
- Coke Oven
- Ladle Handling Crane



4. Secondary Steel Manufacturing

- Hot Rolling Mill
- Cold Rolling Mill
- Continuous Casting Machine
- Leveller
- Pinion Stand
- Mill Stand



4. Tub Mill

- Sizing
- Forming

Reliable Drop In Solution for Industrial Gearbox of Any Brand!