


| **AS-Interface System**
from IP00...IP68/69K



| Variety

| Modular

| Flexible



AS-INTERFACE

Decentralized installation

THE WIDE WORLD OF THE AS-INTERFACE SYSTEM

Application areas



- Assembly and handling machines
- Packaging technology
- Storage and materials handling
- Paper manufacturing
- Mechanical engineering

DECENTRALIZED INSTALLATION TECHNOLOGY WITH MASI

The Murrelektronik Actuator Sensor Interface is a simple, low-cost solution for connecting actuators and sensors in the lower field level. The main advantage of the system is ease of assembly and installation, which saves time and reduces the number of errors.

Combined with the installation technology, the continuity of Murrelektronik's AS-Interface System provides a continuous solution from control panel to switch cabinet to field – from MASI00 to MASI68/69K – and from IP00 to IP68/69K. The application-oriented optimization of the modules allows systems to be constructed and expanded both rapidly and reliably.

MASI – THE CLEVER AS-INTERFACE SYSTEM FROM MURRELEKTRONIK



MASI100/20 – Rational wiring

Designed for use in control cabinets because of its compact design and protection class.




MASI165 – a clever way of saving space

The compact I/O modules make automation child's play in the handling, assembly and packing areas.



MASI167 – Comfortable installation

The continuous installation system for mechanical engineering. Especially resistant to mechanical influences such as vibration and shocks and sealed to meet industrial requirements.



MASI168 – For greater demands

With round cable bus connections, designed for exposed areas with extremely stringent tightness requirements. Provides a comprehensive solution with protection IP68/69K.

INFORMATION

The Murrelektronik actuator-sensor interface is a simple, low-cost solution for connecting actuators and sensors in the lower field level. The advantage of the system is its ease of use in planning, assembly and installation. The system is supplemented by TÜV-certified modules with safe outputs for use in safety circuits up to category 3.

MASI – UNIVERSAL AS-INTERFACE MODULES FROM MURRELEKTRONIK




Save valuable space in the switch cabinet – excellent functionality with compact dimensions

- Insulation displacement/spring clamp plug-in terminals reduce the cost of installation
- coded plug connectors prevent mistakes



Avoid mistakes during installation – profile cable connection with penetration technology

- Bus distributor function - flexible, with no additional costs
- Just one main screw for securing the module - reduces assembly costs



Application-optimized installation technology

- Flexible profile cable connection
- Rapid installation - reversed polarity is a thing of the past
- Resistant to mechanical stress



Install and plug in – ready

- Rapid installation without polarity reversal using M12 connection
- Minimal space requirement
- Robust and sealed by means of encapsulation

Murrelektronik's AS Interface products are

- Simple – connections using penetration technology, insulation displacement technology or M12
- Continuous – products that are tailored to application areas, from IP00 to IP68/69K
- Up to date – the latest technology in accordance with AS Interface specification 3.0

| | Name | | Art.-No. | Page | |
|--------------------------------|-------------------------------|---------------------|--------------|-------|----|
| Digital inputs | MASI20 DI4/0.17A AB | | 55688 | 9 | |
| | MASI65 DI4/0.2A AB | 4xM8 | 55658; 55668 | 14 | |
| | MASI65 DI8/0.2A AB | 8xM8 | 55669; 55689 | 14 | |
| | MASI65 DI4/0.2A Y | 4xM12 | 55629 | 15 | |
| | MASI65 DI4/0.2A | 4xM12 | 55610 | 16 | |
| | MASI65 DI4/0.2A BV | 4xM12 | 55622 | 16 | |
| | MASI65 DI8/0.4A | 8xM12 | 55612 | 16 | |
| | MASI65 DI8/0.4A BV | 8xM12 | 55623 | 16 | |
| | MASI65 DI8/0.2A AB | 8xM12 | 55676 | 16 | |
| | MASI67 DI4/0.2A AB | 4xM8 | 56405 | 19 | |
| | MASI67 DI8/0.2A AB | 8xM8 | 56406 | 19 | |
| | MASI67 DI4/0.2A AB | 4xM12 | 56400 | 20 | |
| | MASI67 DI8/0.24A AB | 4xM12 | 56401 | 20 | |
| | MASI68 DI8/0.2A AB | 8xM8 | 56420 | 22 | |
| | MASI68 DI4/0.2A AB | 4xM12 | 56421 | 22 | |
| | MASI68 DI8/0.2A AB | 4xM12 | 56424 | 22 | |
| | Digital outputs | MASI65 DO4/0.5A Y | 4xM12 | 55574 | 15 |
| | | MASI65 DO4/2A | 4xM12 | 55615 | 15 |
| | | MASI65 DO8/0.5A | 8xM12 | 55616 | 17 |
| | Digital inputs/outputs | MASI00 DI4 DO4/0.2A | | 55700 | 8 |
| MASI20 DI4/0,2A DO4/0,5A AB K3 | | | 56440 | 8 | |
| MASI20 DI4/0.2A DO3/0.5A AB | | | 55687 | 9 | |
| MASI20 DI4/0.2A DO4/0.5A | | | 55686 | 9 | |
| MASI20 DI4/0.2A DO3R AB | | | 55768 | 9 | |
| MASI20 DI4/0.2A DO4R | | | 55685 | 9 | |
| MASI65 DI4/0.2A DO4/0.5A | | 8xM8 | 55634 | 14 | |
| MASI65 DI4/1.6A DO4/0.5A | | 8xM8 | 55635 | 14 | |
| MASI65 DI2/0.2A DO2/2A | | 4xM12 | 55625 | 15 | |
| MASI65 DI4/0.2A DO4/0.5A | | 8xM12 | 55618 | 17 | |
| MASI65 DI4/0.2A DO4/2A | | 8xM12 | 55624 | 17 | |
| MASI65 DI4/1.6A DO4/2A | | 8xM12 | 55619 | 17 | |
| MASI65 DI4/0.2A DO4/2A Y | | 8xM12 | 55571 | 17 | |
| MASI65 DI4/0.2A DO4/0.5A Y | | 8xM12 | 55628 | 17 | |
| MASI65 DI4/0.15A DO4/2A AB Y | | 8xM12 | 55675 | 17 | |
| MASI65 DI4/1.6A DO4/2A AB Y | | 8xM12 | 55677 | 17 | |
| MASI67 DI4/0.2A DO3/0.5A AB | | 7xM8 | 56407 | 19 | |
| MASI67 DI4/0.2A DO4/0.5A | | 8xM8 | 56408 | 19 | |
| MASI67 DI4/0.2A DO3/2A AB | | 4xM12 | 56402 | 20 | |
| MASI67 DI4/0.2A DO4/2A | | 4xM12 | 56403 | 20 | |
| MASI67 DI4/1.6A DO4/2A | | 4xM12 | 56404 | 20 | |
| MASI68 DI4/0.2A DO3/0.5A AB | | 7xM8 | 56418 | 22 | |
| MASI68 DI4/0.2A DO4/0.5A AB | | 8xM8 | 56419 | 22 | |
| MASI68 DI4/0.2A DO4/0.5A Y | | 8xM12 | 56422 | 22 | |

| | Name | | Art.-No. | Page | |
|--|------------------------------------|---------------------------------------|--|---------------|----|
| Valve plugs | MASI65 DO2/2A | Valve plug form A | 55681 | 18 | |
| | MASI65 DO1/2A | Valve plug form A | 55682 | 18 | |
| | MASI65 DO4/1A | Valve plug form A | 55683 | 18 | |
| | MASI65 DO1/2A | Valve plug form BI | 556614 | 18 | |
| | MASI65 DI2/0.2A DO2/2A | Valve plug form A | 55680 | 18 | |
| | MASI65 DI2/0.2A DO2/2A | Valve plug form BI | 556613 | 18 | |
| Safe outputs | MASI20 DI4/0,2A DO4/0,5A AB K3 | | 56440 | 8 | |
| | MASI67 DI4/0.2A DO4/1.6A AB K3 | 4xM12 | 56414 | 23 | |
| | MASI67 DI8/0.34A DO8/1.6A AB K3 | 8xM12 | 56415 | 23 | |
| | MASI68 DI4/0.2A DO4/1.6A AB Y K3 | 8xM12 | 56423 | 23 | |
| Installation technology | MASI20 Bus and power distributor | 3/2 plugs | 55605, 55606, 55607 | 13 | |
| | MASI20 Bus and power distributor | 2/3 plugs | 55575, 55611 | 13 | |
| | Plug-in terminal for profile cable | | 55604 | 12 | |
| | MASI67 Converter | 7/8" | 55035, 55036 | 21 | |
| | MASI67 Converter | M12 | 55037, 55038 | 21 | |
| | MASI67 Distribution or connection | | 55034, 55033 | 21 | |
| | MASI67 Passive distributor | 4xM12 | 56412, 56416 | 21 | |
| | System components | Gateways | Profibus-DP/AS-Interface (single master) specification 2.1 | 55707, 556612 | 10 |
| Profibus-DP/AS-Interface (double master) specification 3.0 | | | 556616 | 10 | |
| Power supplies | | MCS-A 4 | | 85381 | 11 |
| | | MCS-A 4 EFD | | 85382 | 11 |
| | | with integrated earth fault detection | | | |
| Programming device | | MASI-2.8 | | 85424, 85425 | 11 |
| | | AS-Interface | | 55696 | 12 |
| | | Z Plug | MASI Z Plug | 55779 | 21 |
| Repeater | | MASI Repeater | 55760 | 21 | |

MAS100

Digital inputs/digital outputs

IP00 Protection

Module diagnostic to AS-Interface specification

MAS100 DI4 DO4 0.2A



Connection cable



Connection cable

with fork terminal ends



| Ordering data | Art.-No. | Art.-No. | Art.-No. |
|------------------------------------|--|-----------------|----------|
| 4 digital inputs/4 digital outputs | 55700 | | |
| 1 m cable | | 556510 | |
| 150 mm cable | | | 556511 |
| System connection | | | |
| Communication and module supply | via AS-Interface system cable | | |
| Module data | | | |
| Slave profile (IO/ ID/ ID2) | S-7.F.E | | |
| AS-Interface specification | 2.1 | | |
| Address range | 1...31 | | |
| Inputs | | | |
| Type | for switches PNP, EN61131-2 compatible | | |
| Sensor supply | AS-Interface | | |
| Outputs | | | |
| Type | solid state outputs, short-circuit and overload protection | | |
| Actuator supply | AS-Interface | | |
| Switching current per output | 0.2 A | | |
| Max. total current | 0.2 A | | |
| Dimensions | H x W x D | 58 x 15 x 43 mm | |

MAS120

Digital inputs safe digital outputs AB-Slave

IP20 Protection

Module diagnostic to AS-Interface specification

MAS120 DI4/0,2A DO4/0,5A AB K3

4 inputs 0,2 A; 4 outputs 0,5 A; AB-Slave



| Ordering data | Approvals | Art.-No. |
|------------------------------------|---|-----------------------------------|
| 4 digital inputs/4 digital outputs | TÜV, cULus, AS-Interface (in preparation) | 56440 |
| System connection | | |
| Communication and module supply | via AS-Interface system cable | |
| Module data | | |
| Slave profile (IO/ ID/ ID2) | S-7.A.7 | |
| AS-Interface specification | 3.0 | |
| Address range | 1...31 A/B | |
| Connection AS-Interface | spring clamp plug-in terminal 0,2...2,5 mm ² | |
| Connection external actuator | spring clamp plug-in terminal 0,2...2,5 mm ² | |
| Connection external sensor | spring clamp plug-in terminal 0,2...2,5 mm ² | |
| Inputs | | |
| Type | PNP, EN61131-2 compatible | |
| Sensor supply | switchable, AS-Interface or 24 V DC (18...30.2 V), to EN61131-2 via additional supply | |
| Outputs | | |
| Type | solid state outputs, short-circuit and overload protection | |
| Actuator supply | 24 V DC (18...30.2 V), to EN61131-2 via additional supply | |
| Switching current per output | 0,5 A | |
| Dimensions | H x W x D | 114 x 35 x 45 mm (with terminals) |

MASI20

Digital inputs
AB-Slave

IP20 Protection

Module diagnostic to
AS-Interface specification

MASI20 DI4/0.17A AB

4 inputs 0.17 A; AB-Slave



| Ordering data | Approvals | Art.-No. |
|-----------------------------|--|----------------------------------|
| 4 digital inputs | cULus, AS-Interface | 55688 |
| System connection | via AS-Interface system cable | |
| Module data | | |
| Slave profile (IO/ ID/ ID2) | S-0.A.0 | |
| AS-Interface specification | 2.1 | |
| Address range | 1...31 A/B | |
| Connection AS-Interface | insulation terminal 0.5...0.75 mm ² | |
| Connection Sensor/Aktor | spring clamp terminal 0.14...1.5 mm ² | |
| Inputs | | |
| Type | PNP, EN61131-2 compatible | |
| Sensor supply | AS-Interface | |
| Dimensions | H x W x D | 91 x 25 x 77 mm (with terminals) |

Digital inputs/digital outputs

IP20 Protection

Module diagnostic to
AS-Interface specification

MASI20 DI4/0.2A DO3/0.5A AB

4 inputs 0.2 A
3 outputs 0.5 A; AB-Slave



MASI20 DI4/0.2A DO4/0.5A

4 inputs 0.2 A
4 outputs 0.5 A

MASI20 DI4/0.17A DO3R AB

4 inputs 0.17 A
3 relay outputs; AB-Slave



MASI20 DI4/0.2A DO4R

4 inputs 0.2 A
4 relay outputs

| Ordering data | Approvals | Art. No. | Approvals | Art.-No. | Approvals | Art.-No. | Approvals | Art.-No. |
|--|--|----------------------------------|---------------------|----------|---------------------|----------|---------------------|----------|
| 4 digital inputs/3 digital solid state outputs | cULus, AS-Interface | 55687 | | | | | | |
| 4 digital inputs/4 digital solid state outputs | | | cULus, AS-Interface | 55686 | | | | |
| 4 digital inputs/3 digital relay outputs | | | | | cULus, AS-Interface | 55768 | | |
| 4 digital inputs/4 digital relay outputs | | | | | | | cULus, AS-Interface | 55685 |
| System connection | via AS-Interface system cable | | | | | | | |
| Module data | | | | | | | | |
| Slave profile (IO/ ID/ ID2) | S-7.A.0 | | S-7.0.E | | S-7.A.0 | | S-7.0.E | |
| AS-Interface specification | 2.1 | | | | | | | |
| Address range | 1...31 A/B | | 1...31 | | 1...31 A/B | | 1...31 | |
| Connection AS-Interface | insulation terminal 0.5...0.75 mm ² | | | | | | | |
| Connection sensor/actuator | spring clamp terminal 0.14...1.5 mm ² | | | | | | | |
| Inputs | | | | | | | | |
| Type | PNP, EN61131-2 compatible | | | | | | | |
| Sensor supply | 24 V DC (18...30.2 V), to EN61131-2 via additional supply | | | | AS-Interface | | | |
| Outputs | | | | | | | | |
| Type | solid state outputs, short-circuit and overload protection | | | | relay outputs, N/O | | | |
| Actuator supply | 24 V DC (18...30.2 V), to EN61131-2 via additional supply | | | | | | | |
| Switching current per output | 0.5 A | | | | 2 A | | | |
| Dimensions | H x W x D | 91 x 25 x 77 mm (with terminals) | | | | | | |

MASI20 SYSTEM COMPONENTS

**Profibus-DP/AS-Interface master
with diagnostic
IP20 Protection**

Gateway
Single master



Gateway
Single master



Gateway
Double master

| Ordering data | Approvals | Art.-No. | Approvals | Art.-No. | Approvals | Art.-No. |
|---------------------|---|-------------------|---------------------|------------------|---------------------------|---------------|
| | cULus, AS-Interface | 55707 | cULus, AS-Interface | 556612 | cULus, AS-Interface | 556616 |
| Profibus-DP | | | | | | |
| Interface | to DIN 19245 part 1-3 | | | | | |
| Connection | 9-pole SUB-D | | | | | |
| Transfer rate | 9.6...12000 KBaud, automatic detection | | | | | |
| Functions | full diagnostic configuration via DP master | | | | | |
| AS-Interface | | | | | | |
| Specification | 2.1 | | | | 3.0 | |
| Supply voltage | AS-Interface | | | | | |
| Cycle time | 150 µs x (number of slaves +2) | | | | | |
| Display | | | | | | |
| LCD | Plain text display with menu system | | | | | |
| LED | 5 status and diagnostic LEDs | | | | | |
| Operation | | | | | | |
| | via 4 buttons (mode/set/OK/ESC) | | | | | |
| Diagnostic | | | | | | |
| | expanded slave diagnostic | | | | | |
| | skope function | | | | earth fault function | |
| | | | | | EMC monitoring | |
| | | | | | double address monitoring | |
| Dimensions | H x W x D | 75 x 100 x 110 mm | | 120 x 75 x 83 mm | | |

MASI20 SYSTEM COMPONENTS

Power supplies for AS-Interface

- single-phase
- primary switch mode

IP20 Protection

MCS-A 4



MCS-A 4 EFD

with integrated earth fault detection



| Ordering data | Approvals | Art.-No. | Approvals | Art.-No. |
|-------------------------|--------------------------------------|-------------------|---------------------|----------|
| | cULus, AS-Interface | 85381 | cULus, AS-Interface | 85382 |
| Primary connection | | | | |
| Input voltage | 95...265 V AC | | | |
| Connection | screw terminals | | | |
| Frequency | 50/60Hz | | | |
| AS-Interface connection | | | | |
| Output voltage | 30.5 V DC | | | |
| Output current | 4 A | | | |
| Connection | spring clamp terminals, pluggable | | | |
| Data decoupling | filter to AS-Interface specification | | | |
| Dimensions | H x W x D | 115 x 62 x 147 mm | | |

Power supplies for AS-Interface

- single-phase
- primary switch mode

IP20 Protection

MASI - 2.8

Input voltage 115 V AC



MASI - 2.8

Input voltage 230 V AC

| Ordering data | Art.-No. | Art.-No. |
|-------------------------|--------------------------------------|-------------------|
| | 85424 | 85425 |
| Primary connection | | |
| Input voltage | 230 V AC | 115 V AC |
| Connection | screw terminals | |
| Frequency | 50/60Hz | |
| AS-Interface connection | | |
| Output voltage | 30.5 V DC | |
| Output current | 2.8 A | |
| Connection | screw terminals | |
| Data decoupling | filter to AS-Interface specification | |
| Dimensions | H x W x D | 153 x 103 x 70 mm |

MASI20 SYSTEM COMPONENTS

AS-Interface Programming device

IP20 Protection



| | | |
|-----------------------|---|-----------------|
| Ordering data | Approvals | Art.-No. |
| | AS-Interface | 55696 |
| Technical data | | |
| Application range | addressing and function test of AS-Interface slaves | |
| Connection | via M12 female or special adapter | |
| Functions | addressing of AS-Interface slaves | |
| | reading of slave profiles | |
| | input and out datas read and write | |
| | parameter read and write | |
| | periphery fault display | |
| | fault alarm display | |
| Operation modules | 5 function keys | |
| Delivery content | charging unit and addressing cable | |

MASI20 INSTALLATION TECHNOLOGY

AS-Interface Plug-in terminal for profile cable

IP20 Protection



| | |
|-----------------------|------------------------------|
| Ordering data | Art.-No. |
| | 55604 |
| Technical data | |
| Max. voltage | 36 V DC |
| Max. total current | 8 A |
| Connection | piercing technology |
| General data | |
| Temperature range | -20...+70 °C |
| Weight | approx. 8 g |
| Dimensions | H x W x D 23 x 24 x 18 mm |

MASI20 INSTALLATION TECHNOLOGY

MASI20 Bus and power distributor

3 AS-Interface and 2 power plugs

2 AS-Interface and 3 power plugs

IP20 Protection



| Ordering data | | Approvals | Art.-No. | Approvals | Art.-No. |
|---------------------------|-----------|---|----------|-----------|----------|
| 5 plug terminals included | | cULus | 55606 | cULus | 55575 |
| Technical data | | | | | |
| Function | | conversion from wire cabling to pluggable distribution with AS Interface profile cables | | | |
| | | no polarity reversal | | | |
| | | pluggable profile cable connection | | | |
| | | no profile cable stripping required | | | |
| Connection | | stranded wire (0.2...1.5 mm ²), single-core (0.2...2.5 mm ²) | | | |
| | | screw terminal | | | |
| Mounting method | | DIN-rail mounting to EN60715 | | | |
| Plugs | | | | | |
| Max. current per plug | | 8 A | | | |
| Max. total current | | 24 A | | | |
| Dimensions | H x W x D | 67 x 90 x 52 mm | | | |

MASI20 Bus and power distributor

3 AS-Interface and 2 power plugs

5 plug terminals

IP20 Protection



| Ordering data | | Approvals | Art.-No. | Approvals | Art.-No. |
|---------------------------|-----------|---|----------|-----------|----------|
| 5 plug terminals included | | cULus | 55605 | cULus | 55611 |
| Without plug terminals | | cULus | 55607 | | |
| Technical data | | | | | |
| Function | | conversion from wire cabling to pluggable distribution with AS Interface profile cables | | | |
| | | no polarity reversal | | | |
| | | pluggable profile cable connection | | | |
| | | no profile cable stripping required | | | |
| Connection | | stranded wire (0.2...1.5 mm ²), single-core (0.2...2.5 mm ²) | | | |
| | | spring clamp terminal | | | |
| Mounting method | | DIN-rail mounting to EN60715 | | | |
| Plugs | | | | | |
| Max. current per plug | | 8 A | | | |
| Max. total current | | 12 A | | | |
| Dimensions | H x W x D | 152 x 25 x 61 mm | | | |

MASI65 M8

Digital inputs AB-Slave

IP67 Protection

Module diagnostic to AS-Interface specification

MASI65 DI4/0.2A AB 4xM8

4 inputs 0.2 A; AB-Slave



MASI65 DI8/0.24A AB 8xM8

8 inputs 0.24 A; AB-Slave



| Ordering data | Approvals | Art.-No. | Approvals | Art.-No. | Approvals | Art.-No. | Approvals | Art.-No. |
|---------------------------------|--|------------------|--------------|----------|--------------|----------|--------------|----------|
| 4 digital inputs | cULus, AS-Interface | 55668 | AS-Interface | 55658 | | | | |
| 8 digital inputs | | | | | AS-Interface | 55669 | AS-Interface | 55689 |
| System connection | | | | | | | | |
| Communication and module supply | via AS-Interface system cable | | | | | | | |
| Module data | | | | | | | | |
| Slave profile (IO/ ID/ ID2) | S-0.A.0 | | | | 2x S-0.A.0 | | | |
| AS-Interface specification | 2.1 | | | | | | | |
| Address range | 1...31 A/B | | | | | | | |
| Bus distributor function | no | | yes | | no | | yes | |
| Inputs | | | | | | | | |
| Type | for 3-wire sensors or mechanical switches, PNP, EN61131-2 compatible | | | | | | | |
| Sensor supply | AS-Interface | | | | | | | |
| Dimensions | H x W x D | 120 x 48 x 38 mm | | | | | | |

Digital inputs/digital outputs

IP67 Protection

Module diagnostic to AS-Interface specification

MASI65 DI4/0.2A DO4/0.5A 8xM8

4 inputs 0.2 A; 4 outputs 0.5 A



MASI65 DI4/1.6A DO4/0.5A 8xM8

4 inputs 1.6 A; 4 outputs 0.5 A

| Ordering data | Approvals | Art.-No. | Approvals | Art.-No. |
|------------------------------------|--|------------------|-----------------------|----------|
| 4 digital inputs/4 digital outputs | cULus, AS-Interface | 55634 | cULus, AS-Interface | 55635 |
| System connection | | | | |
| Communication and module supply | via AS-Interface system cable | | | |
| Module data | | | | |
| Slave profile (IO/ ID/ ID2) | S-7.0.E | | | |
| AS-Interface specification | 2.1 | | | |
| Address range | 1...31 | | | |
| Bus distributor function | no | | | |
| Inputs | | | | |
| Type | for 3-wire sensors or mechanical switches, PNP, EN61131-2 compatible | | | |
| Sensor supply | AS-Interface | | from external 24 V DC | |
| Outputs | | | | |
| Type | solid state outputs | | | |
| Actuator supply | 24 V DC (18...30.2 V), to EN61131-2 via additional supply | | | |
| Switching current per output | 0.5 A short-circuit and overload protection | | | |
| Dimensions | H x W x D | 120 x 48 x 38 mm | | |

MASI65 M12

Digital inputs digital outputs

IP67 Protection

Module diagnostic to AS-Interface specification

MASI65 DI4/0.2A Y 4xM12

4 inputs 0.2 A



MASI65 DO4/0.5A Y 4xM12

4 outputs 0.5 A



MASI65 DO4/2A 4xM12

4 outputs 2 A

| Ordering data | Approvals | Art.-No. | Approvals | Art.-No. | Approvals | Art.-No. |
|---------------------------------|---|------------------|--|----------|---------------------|----------|
| 4 digital inputs | cULus, AS-Interface | 55629 | | | | |
| 4 digital outputs | | | cULus, AS-Interface | 55574 | cULus, AS-Interface | 55615 |
| System connection | | | | | | |
| Communication and module supply | via AS-Interface system cable | | | | | |
| Module data | | | | | | |
| Slave profile (IO/ ID/ ID2) | S-0.1.F | | S-8.1.E | | S-8.0.E | |
| AS-Interface specification | 2.1 | | | | | |
| Address range | 1...31 | | | | | |
| Bus distributor function | no | | | | | |
| I/O plugs | | | | | | |
| Layout | Y-wiring | | | | standard | |
| Inputs | | | | | | |
| Type, PNP, EN61131-2 compatible | for 3-wire sensors or mechanical switches | | – | | | |
| Sensor supply | AS-Interface | | – | | | |
| Outputs | | | | | | |
| Type | – | | solid state outputs, short-circuit and overload protection | | | |
| Actuator supply | – | | 24 V DC (18...30.2 V), to EN61131-2 via additional supply | | | |
| Switching current per output | – | | 0.5 A | | 2 A | |
| Dimensions | H x W x D | 105 x 50 x 38 mm | | | | |

Digital inputs/digital outputs

IP67 Protection

Module diagnostic to AS-Interface specification

MASI65 DI2/0.2A DO2/2A 4xM12

2 inputs 0.2 A; 2 outputs 2 A



| Ordering data | Approvals | Art.-No. |
|------------------------------------|--|------------------|
| 2 digital inputs/2 digital outputs | cULus, AS-Interface | 55625 |
| System connection | | |
| Communication and module supply | via AS-Interface system cable | |
| Module data | | |
| Slave profile (IO/ ID/ ID2) | S-3.0.E | |
| AS-Interface specification | 2.1 | |
| Address range | 1...31 | |
| Bus distributor function | no | |
| I/O plugs | | |
| Layout | standard | |
| Inputs | | |
| Type | for 3-wire sensors or mechanical switches, PNP, EN61131-2 compatible | |
| Sensor supply | AS-Interface | |
| Outputs | | |
| Type | solid state outputs, short-circuit and overload protection | |
| Actuator supply | 24 V DC (18...30.2 V), to EN61131-2 via additional supply | |
| Switching current per output | 2 A | |
| Dimensions | H x W x D | 105 x 50 x 38 mm |

MASI65 M12

Digital inputs

IP67 Protection

Module diagnostic to AS-Interface specification

MASI65 DI4/0.2A 4xM12

4 inputs 0.2 A



MASI65 DI8/0.4A 8xM12

8 inputs 0.4 A



| Ordering data | Approvals | Art.-No. | Approvals | Art.-No. | Approvals | Art.-No. | Approvals | Art.-No. |
|---------------------------------|--|------------------|---------------------|----------|---------------------|----------|---------------------|----------|
| 4 digital inputs | cULus, AS-Interface | 55610 | cULus, AS-Interface | 55622 | | | | |
| 8 digital inputs | | | | | cULus, AS-Interface | 55612 | cULus, AS-Interface | 55623 |
| System connection | | | | | | | | |
| Communication and module supply | via AS-Interface system cable | | | | | | | |
| Module data | | | | | | | | |
| Slave profile (IO/ ID/ ID2) | S-0.0.F | | | | 2 x S-0.0.F | | | |
| AS-Interface specification | 2.1 | | | | | | | |
| Address range | 1...31 | | | | | | | |
| Bus distributor function | no | | yes | | no | | yes | |
| I/O plugs | | | | | | | | |
| Layout | standard | | | | | | | |
| Inputs | | | | | | | | |
| Type | for 3-wire sensors or mechanical switches, PNP, EN61131-2 compatible | | | | | | | |
| Sensor supply | AS-Interface | | | | | | | |
| Dimensions | H x W x D | 105 x 50 x 38 mm | | | 154 x 50 x 38 mm | | | |

Digital inputs AB-Slave

IP67 Protection

Module diagnostic to AS-Interface specification

MASI65 DI8/0.2A AB Y 8xM12

8 inputs 0.2 A; AB-Slave



| Ordering data | Approvals | Art.-No. |
|---------------------------------|--|------------------|
| 8 digital inputs | cULus | 55676 |
| System connection | | |
| Communication and module supply | via AS-Interface system cable | |
| Module data | | |
| Slave profile (IO/ ID/ ID2) | 2 x S-0.A.2 | |
| AS-Interface specification | 2.1 | |
| Address range | 1...31 A/B | |
| Bus distributor function | no | |
| I/O plugs | | |
| Layout | Y-wiring | |
| Inputs | | |
| Type | for 3-wire sensors or mechanical switches, PNP, EN61131-2 compatible | |
| Sensor supply | AS-Interface | |
| Dimensions | H x W x D | 154 x 50 x 38 mm |

MASI65 M12

Digital inputs/digital outputs digital outputs

IP67 Protection

Module diagnostic to AS-Interface specification

MASI65 DI4/0.2A DO4/0.5A 8xM12

4 inputs 0.2 A; 4 outputs 0.5 A

MASI65 DI4/0.2A DO4/2A 8xM12

4 inputs 0.2 A; 4 outputs 2 A

MASI65 DI4/1.6A DO4/2A 8xM12

4 inputs 1.6 A; 4 outputs 2 A

MASI65 D08 /0.5A 8xM12

8 outputs 0.5 A



| Ordering data | Approvals | Art. No. | Approvals | Art.-No. | Approvals | Art.-No. | Approvals | Art.-No. |
|------------------------------------|--|------------------|---------------------|----------|-----------------------|----------|---------------------|----------|
| 4 digital inputs/4 digital outputs | cULus, AS-Interface | 55618 | cULus, AS-Interface | 55624 | cULus, AS-Interface | 55619 | | |
| 8 digital outputs | | | | | | | cULus, AS-Interface | 55616 |
| System connection | | | | | | | | |
| Communication and module supply | via AS-Interface system cable | | | | | | | |
| Module data | | | | | | | | |
| Slave profile (IO/ ID/ ID2) | S-7.0.E | | | | | | 2x S-8.0.E | |
| AS-Interface specification | 2.1 | | | | | | | |
| Address range | 1...31 | | | | | | 1...31 A/B | |
| I/O plugs | | | | | | | | |
| Layout | standard | | | | | | | |
| Inputs | | | | | | | | |
| Type | for 3-wire sensors or mechanical switches, PNP, EN61131-2 compatible | | | | - | | | |
| Sensor supply | AS-Interface | | | | from external 24 V DC | | - | |
| Outputs | | | | | | | | |
| Type | solid state outputs, short-circuit and overload protection | | | | | | | |
| Actuator supply | 24 V DC (18...30.2 V), to EN61131-2 via additional supply | | | | | | | |
| Switching current per output | 0.5 A | | 2 A | | 2 A | | 0.5 A | |
| Dimensions | H x W x D | 154 x 50 x 38 mm | | | | | | |

Digital inputs/digital outputs

IP67 Protection

Module diagnostic to AS-Interface specification

MASI65 DI4/0.2A DO4/2A Y 8xM12

4 inputs 0.2 A; 4 outputs 2 A

MASI65 DI4/0.2A DO4/0.5A Y 8xM12

4 inputs 0.2 A; 4 outputs 0.5 A

MASI65 DI4/0.15A DO3/2A AB Y 7xM12

4 inputs 0.15 A; 3 outputs 2 A
AB-Slave

MASI65 DI4/1.6A DO3/2A AB Y 7xM12

4 inputs 1.6 A; 3 outputs 2 A
AB-Slave



| Ordering data | Approvals | Art. No. | Approvals | Art.-No. | Approvals | Art.-No. | Approvals | Art.-No. |
|------------------------------------|--|------------------|---------------------|----------|------------|----------|-----------------------|----------|
| 4 digital inputs/4 digital outputs | cULus, AS-Interface | 55571 | cULus, AS-Interface | 55628 | | | | |
| 4 digital inputs/3 digital outputs | | | | | cULus | 55675 | cULus | 55677 |
| System connection | | | | | | | | |
| Communication and module supply | via AS-Interface system cable | | | | | | | |
| Module data | | | | | | | | |
| Slave profile (IO/ ID/ ID2) | S-7.F.E | | | | S-7.A.2 | | | |
| AS-Interface specification | 2.1 | | | | | | | |
| Address range | 1...31 | | | | 1...31 A/B | | | |
| I/O plugs | | | | | | | | |
| Layout | Y-wiring | | | | | | | |
| Inputs | | | | | | | | |
| Type | for 3-wire sensors or mechanical switches, PNP, EN61131-2 compatible | | | | | | | |
| Sensor supply | AS-Interface | | | | | | from external 24 V DC | |
| Outputs | | | | | | | | |
| Type | solid state outputs, short-circuit and overload protection | | | | | | | |
| Actuator supply | 24 V DC (18...30.2 V), to EN61131-2 via additional supply | | | | | | | |
| Switching current per output | 2 A | | 0.5 A | | 2 A | | | |
| Dimensions | H x W x D | 154 x 50 x 38 mm | | | | | | |

MASI65 VALVE PLUG

Form A, 18 mm
Digital inputs/digital outputs
Digital outputs via M12

IP67 Protection

Module diagnostic to
AS-Interface specification

MASI65 DI2/0.2A DO2/2A VA **MASI65 DO2/2A VA**

2 inputs 0.2 A; 2 outputs 2 A

2 outputs 2 A

MASI65 DO1/2A VA

1 Ausgang 2 A

MASI65 DO4/1A VA

4 outputs 1 A



| Ordering data | Approvals | Art. No. | Approvals | Art.-No. | Approvals | Art.-No. | Approvals | Art.-No. |
|-------------------------------------|--|-----------------|---------------------|--------------|---------------------|---------------|---------------------|--------------|
| 2 digital inputs/2 digital outputs | cULus, AS-Interface | 55680 | | | | | | |
| 2 digital outputs | | | cULus, AS-Interface | 55681 | | | | |
| 1 digital output | | | | | cULus, AS-Interface | 55682 | | |
| 4 digital outputs | | | | | | | cULus, AS-Interface | 55683 |
| System connection | | | | | | | | |
| Communication and module supply | via AS-Interface system cable | | | | | | | |
| Module data | | | | | | | | |
| Slave profile (IO/ ID/ ID2) | S-3.F.E | | | | | | S-8.F.E | |
| AS-Interface specification | 2.1 | | | | | | | |
| Address range | 1...31 | | | | | | | |
| I/O plugs | | | | | | | | |
| Layout M12/inputs | PIN 2+4 | | | | | | | |
| Layout M12/outputs | PIN 4 | | PIN 4 | | | PIN 2+4/PIN 4 | | |
| Inputs | | | | | | | | |
| Type, PNP, EN61131-2 compatible for | 3-wire sensors or mechanical switches | | – | | | | | |
| Sensor supply | AS-Interface | | – | | | | | |
| Outputs | | | | | | | | |
| Type | solid state outputs, short-circuit and overload protection | | | | | | | |
| Actuator supply | 24 V DC (18...30.2 V), to EN61131-2 via additional supply | | | | | | | |
| Switching current per output | 2 A | | | | | | 1 A | |
| Dimensions | H x W x D | 66 x 33 x 50 mm | | | | | | |

Form BI, 11 mm
Digital inputs/digital outputs
Digital outputs via M12

IP67 Protection

Module diagnostic to
AS-Interface specification

MASI65 DI2/0.2A DO2/2A VBI

2 inputs 0.2 A; 2 outputs 2 A

MASI65 DO1/2A VBI

1 output 2 A



| Ordering data | Approvals | Art. No. | Approvals | Art.-No. |
|------------------------------------|--|-----------------|--------------|---------------|
| 2 digital inputs/2 digital outputs | AS-Interface | 556613 | | |
| 1 digital output | | | AS-Interface | 556614 |
| System connection | | | | |
| Communication and module supply | via AS-Interface system cable | | | |
| Module data | | | | |
| Slave profile (IO/ ID/ ID2) | S-3.F.E | | | |
| AS-Interface specification | 2.1 | | | |
| Address range | 1...31 | | | |
| I/O plugs | | | | |
| Layout M12/inputs | PIN 2+4 | | – | |
| Layout M12/outputs | PIN 4 | | – | |
| Inputs | | | | |
| Type, PNP, EN61131-2 compatible | for 3-wire sensors or mechanical switches | | | |
| Sensor supply | AS-Interface | | | |
| Outputs | | | | |
| Type | solid state outputs, short-circuit and overload protection | | | |
| Actuator supply | 24 V DC (18...30.2 V), to EN61131-2 via additional supply | | | |
| Switching current per output | 2 A | | | |
| Dimensions | H x W x D | 66 x 33 x 68 mm | | |

MASI67 M8

Digital inputs AB-Slave

IP67 Protection

Module diagnostic to AS-Interface specification

MASI67 DI4/0.2A AB 4xM8

4 inputs 0.2 A; AB-Slave



MASI67 DI8/0.24A AB 8xM8

8 inputs 0.24 A; AB-Slave



| Ordering data | Approvals | Art.-No. | Approvals | Art.-No. |
|---------------------------------|--|-----------------|---------------------|----------|
| 4 digital inputs | cULus, AS-Interface | 56405 | | |
| 8 digital inputs | | | cULus, AS-Interface | 56406 |
| System connection | | | | |
| Communication and module supply | via AS-Interface system cable | | | |
| Module data | | | | |
| Slave profile (IO/ ID/ ID2) | S-0.A.0 | | 2x S-0.A.0 | |
| AS-Interface specification | 2.1 | | | |
| Address range | 1...31 A/B | | | |
| I/O plugs | | | | |
| Layout | standard | | | |
| Inputs | | | | |
| Type | for 3-wire sensors or mechanical switches, PNP, EN61131-2 compatible | | | |
| Sensor supply | AS-Interface | | | |
| Dimensions | H x W x D | 90 x 60 x 39 mm | | |

Digital inputs/digital outputs

IP67 Protection

Module diagnostic to AS-Interface specification

MASI67 DI4/0.2A DO3/0.5A AB 7xM8

4 inputs 0.2 A; 3 outputs 0.5 A; AB-Slave



MASI67 DI4/0.24A DO4/0.5A 8xM8

4 inputs 0.2 A; 4 outputs 0.5 A

| Ordering data | Approvals | Art.-No. | Approvals | Art.-No. |
|------------------------------------|--|-----------------|---------------------|----------|
| 4 digital inputs/3 digital outputs | cULus, AS-Interface | 56407 | | |
| 4 digital inputs/4 digital outputs | | | cULus, AS-Interface | 56408 |
| System connection | | | | |
| Communication and module supply | via AS-Interface system cable | | | |
| Module data | | | | |
| Slave profile (IO/ ID/ ID2) | S-7.A.0 | | S-7.0.E | |
| AS-Interface specification | 2.1 | | | |
| Address range | 1...31 A/B | | 1...31 | |
| I/O plugs | | | | |
| Layout | standard | | | |
| Inputs | | | | |
| Type | for 3-wire sensors or mechanical switches, PNP, EN61131-2 compatible | | | |
| Sensor supply | AS-Interface | | | |
| Outputs | | | | |
| Type | solid state outputs, short-circuit and overload protection | | | |
| Actuator supply | 24 V DC (18...30.2 V), to EN61131-2 via additional supply | | | |
| Switching current per output | 0.5 A | | | |
| Dimensions | H x W x D | 90 x 60 x 39 mm | | |

MASI67 M12

Digital inputs AB-Slave

IP67 Protection

Module diagnostic to AS-Interface specification

MASI67 DI4/0.2A AB 4xM12

4 inputs 0.2 A; AB-Slave



MASI67 DI8/0.24A AB 4xM12

8 inputs 0.24 A; AB-Slave



| Ordering data | Approvals | Art.-No. | Approvals | Art.-No. |
|---------------------------------|--|-----------------|---------------------------|----------|
| 4 digital inputs | cULus, AS-Interface, ATEX | 56400 | | |
| 8 digital inputs | | | cULus, AS-Interface, ATEX | 56401 |
| System connection | | | | |
| Communication and module supply | via AS-Interface system cable | | | |
| Module data | | | | |
| Slave profile (IO/ ID/ ID2) | S-0.A.0 | | 2x S-0.A.2 | |
| AS-Interface specification | 2.1 | | | |
| Address range | 1...31 A/B | | | |
| I/O plugs | | | | |
| Layout | standard/PIN4 | | double layout/PIN2+4 | |
| Inputs | | | | |
| Type | for 3-wire sensors or mechanical switches, PNP, EN61131-2 compatible | | | |
| Sensor supply | AS-Interface | | | |
| Dimensions | H x W x D | 94 x 60 x 39 mm | | |

Digital inputs/digital outputs

IP67 Protection

Module diagnostic to AS-Interface specification

MASI67

DI4/0.2A D03/2A AB 4xM12

4 inputs 0.2 A; 3 outputs 2 A; AB-Slave



MASI67

DI4/0.2A D04/2A 4xM12

4 inputs 0.2 A; 4 outputs 2 A

MASI67

DI4/1.6 D04/2A 4xM12

4 inputs 1.6 A; 4 outputs 2 A

| Ordering data | Approvals | Art.-No. | Approvals | Art.-No. | Approvals | Art.-No. |
|------------------------------------|--|-----------------|---------------------------|----------|---------------------------|----------|
| 4 digital inputs/3 digital outputs | cULus, AS-Interface, ATEX | 56402 | | | | |
| 4 digital inputs/4 digital outputs | | | cULus, AS-Interface, ATEX | 56403 | cULus, AS-Interface, ATEX | 56404 |
| System connection | | | | | | |
| Communication and module supply | via AS-Interface system cable | | | | | |
| Module data | | | | | | |
| Slave profile (IO/ ID/ ID2) | S-7.A.2 | | S-7.F.E | | | |
| AS-Interface specification | 2.1 | | | | | |
| Address range | 1...31 A/B | | 1...31 | | | |
| I/O plugs | | | | | | |
| Layout | double layout/PIN2+4 | | | | | |
| Inputs | | | | | | |
| Type | for 3-wire sensors or mechanical switches, PNP, EN61131-2 compatible | | | | | |
| Sensor supply | AS-Interface | | | | from external 24 V DC | |
| Outputs | | | | | | |
| Type | solid state outputs, short-circuit and overload protection | | | | | |
| Actuator supply | 24 V DC (18...30.2 V), to EN61131-2 via additional supply | | | | | |
| Switching current per output | 2 A | | | | | |
| Dimensions | H x W x D | 94 x 60 x 39 mm | | | | |

MASI67 INSTALLATION TECHNOLOGY AND SYSTEM COMPONENTS

Installation technology

IP67 Protection

MASI67 Converter 7/8"



representative illustration - female

MASI67 Converter M12



representative illustration - female

MASI67 Connection or distributor



| Ordering data | Approvals | Art.-No. | Approvals | Art.-No. | Approvals | Art.-No. |
|---|-----------|---|-----------|---|-----------|-----------------|
| Converter 2x profile cable to 7/8" female | cULus | 55035 | | | | |
| Converter 2x profile cable to 7/8" male | cULus | 55036 | | | | |
| Converter 2x profile cable to M12 female | | | cULus | 55037 | | |
| Converter 2x profile cable to M12 male | | | cULus | 55038 | | |
| Distributor 1x to 3x profile cable | | | | | cULus | 55034 |
| Connection 2x to 2x profile cable | | | | | cULus | 55033 |
| Technical data | | | | | | |
| Max. voltage | 36 V DC | | | | | |
| Max. total current | 8 A | | 4 A | | 8 A | |
| Insulation voltage AS-Interface/power | 200 V | | | | | |
| Dimensions | H x W x D | 90 x 60 x 51 mm (fem), 95 x 60 x 46 mm (ma) | | 90 x 60 x 31 mm (fem), 90 x 60 x 40 mm (ma) | | 90 x 60 x 26 mm |

Installation technology

IP67 Protection

MASI67 Passive distributor

distribution 2 x profile cable to 4 x M12 female



| Ordering data | Art.-No. | Art.-No. |
|---------------------------------|-------------------------------|--------------------------------------|
| | 56412 | 56416 |
| System connection | | |
| Communication and module supply | via AS-Interface system cable | |
| Technical data | | |
| External supply voltage | one voltage supply source | two different voltage supply sources |
| Max. current via M12 female | 4 A | |
| Max. total current | 8 A | 8 A/8 A |
| Dimensions | H x W x D | 94 x 60 x 39 mm |

System components

IP67 Protection

MASI67 Repeater



MASI Z Plug

Passive bus terminator via M12



| Ordering data | Art.-No. | Art.-No. |
|---------------------------------|-------------------------------|--|
| | 55670 | 55779 |
| System connection | | |
| Communication and module supply | via AS-Interface system cable | |
| Technical data | | |
| Current usage | 45 mA per segment | – |
| Supply voltage | 18.5...31.6 V DC | – |
| Bus extension | 100 m | – |
| Signal running time | 12 µs per telegram | – |
| Max. current usage | – | 10 mA |
| Diagnostic | – | under voltage detection at the end of AS-Interface cords |
| Layout | – | PIN 1 and 3 (AS-Interface) |
| Dimensions | H x W x D | 118 x 60 x 23 mm |
| | | ø x H 21 x 45 mm |

MASI68 M8

Digital inputs
Digital inputs/digital outputs

IP68 Protection

Module diagnostic to
AS-Interface specification

MASI68 DI8/0.2A AB 8xM8
8 inputs 0.2 A; AB-Slave



MASI68 DI4/0.2A DO3/0.5A AB 7xM8
4 inputs 0.2 A; 3 outputs 0.5 A; AB-Slave

MASI68 DI4/0.2A DO4/0.5A 8xM8
4 inputs 0.2 A; 4 outputs 0.5 A

| Ordering data | Approvals | Art.-No. | Approvals | Art.-No. | Approvals | Art.-No. |
|------------------------------------|--|--------------------|--|----------|---------------------|----------|
| 8 digital inputs | cULus, AS-Interface | 56420 | | | | |
| 4 digital inputs/3 digital outputs | | | cULus, AS-Interface | 56418 | | |
| 4 digital inputs/4 digital outputs | | | | | cULus, AS-Interface | 56419 |
| System connection | | | | | | |
| Communication and module supply | via AS-Interface system cable | | | | | |
| Module data | | | | | | |
| Slave profile (IO/ ID/ ID2) | 2x S-0.A.0 | | S-7.A.0 | | S-7.0.0 | |
| AS-Interface specification | 3.0 | | | | | |
| Address range | 1...31 A/B | | | | 1...31 | |
| I/O plugs | | | | | | |
| Layout | standard | | | | | |
| Inputs | | | | | | |
| Type | for 3-wire sensors or mechanical switches, PNP, EN61131-2 compatible | | | | | |
| Sensor supply | AS-Interface | | | | | |
| Outputs | | | | | | |
| Type | – | | solid state outputs, short-circuit and overload protection | | | |
| Actuator supply | – | | 24 V DC (18...30.2 V), to EN61131-2 via additional supply | | | |
| Switching current per output | – | | 0.5 A | | | |
| Dimensions | H x W x D | 126 x 30 x 34.5 mm | | | | |

MASI68 M12

Digital inputs
Digital inputs/digital outputs

IP68 Protection

Module diagnostic to
AS-Interface specification

MASI68 DI4/0.2A Y AB 4x M12
4 inputs 0.2 A; AB-Slave



MASI68 DI8/0.24A AB 4xM12
8 inputs 0.24 A; AB-Slave

MASI68 DI4/0.2A DO4/2A Y 8xM12
4 inputs 0.2 A; 4 outputs 2 A



| Ordering data | Approvals | Art.-No. | Approvals | Art.-No. | Approvals | Art.-No. |
|------------------------------------|--|--------------------|---|--------------------|---------------------|----------|
| 4 digital inputs | cULus, AS-Interface | 56421 | | | | |
| 8 digital inputs | | | cULus, AS-Interface | 56424 | | |
| 4 digital inputs/4 digital outputs | | | | | cULus, AS-Interface | 56422 |
| System connection | | | | | | |
| Communication and module supply | via AS-Interface system cable | | | | | |
| Module data | | | | | | |
| Slave profile (IO/ ID/ ID2) | S-0.A.2 | | 2x S-0.A.2 | | S-7.F.E | |
| AS-Interface specification | 3.0 | | | | | |
| Address range | 1...31 A/B | | | | 1...31 | |
| I/O plugs | | | | | | |
| Layout M12/inputs | Y-wiring | | PIN 2+4 | | Y-wiring | |
| Layout M12/outputs | | | | | Y-wiring | |
| Inputs | | | | | | |
| Type | for 3-wire sensors or mechanical switches, PNP, EN61131-2 compatible | | | | | |
| Sensor supply | AS-Interface | | | | | |
| Outputs | | | | | | |
| Type | – | | solid state outp., short-circuit, overl. protection | | | |
| Actuator supply | – | | 24 V DC (18...30.2 V), to EN61131-2 | | | |
| Switching current per output | – | | 2 A | | | |
| Dimensions | H x W x D | 126 x 30 x 34.5 mm | | 126 x 50 x 34.5 mm | | |


MASI K3 M12

Digital inputs/
safe digital outputs
AB-Slave

Module diagnostic to
AS-Interface specification


MASI67 DI4/0.2A DO4/1.6A AB K3 4xM12

4 inputs 0.2 A; 4 outputs 1.6 A; AB-Slave



MASI67 DI8/0.34A DO8/1.6A AB K3 8xM12

8 inputs 0.2 A; 8 outputs 1.6 A; AB-Slave



MASI68 DI4/0.2A DO4/1.6A AB Y K3 8xM12

4 inputs 0.2 A; 4 outputs 1.6 A; AB-Slave



| Ordering data | Approvals | Art.-No. | Approvals | Art.-No. | Approvals | Art.-No. |
|------------------------------------|---|-----------------|--------------------------|--------------------|--------------------------|----------|
| 4 digital inputs/4 digital outputs | cULus, AS-Interface, TÜV | 56414 | | | cULus, AS-Interface, TÜV | 56423 |
| 8 digital inputs/8 digital outputs | | | cULus, AS-Interface, TÜV | 56415 | | |
| System connection | | | | | | |
| Communication and module supply | via AS-Interface system cable | | | | | |
| Module data | | | | | | |
| Slave profile (IO/ ID/ ID2) | S-7.A.7 | | 2x S-7.A.7 | | S-7.A.2 | |
| AS-Interface specification | 3.0 | | | | | |
| Address range | 1...31 A/B | | | | | |
| I/O plugs | | | | | | |
| Layout M12/inputs | PIN 2+4 | | | | Y-wiring | |
| Layout M12/outputs | PIN 2+4 | | | | Y-wiring | |
| Inputs | | | | | | |
| Type | for 3-wire sensors or mechanical switches, PNP, EN61131-2 compatible | | | | | |
| Sensor supply | AS-Interface | | | | | |
| Outputs | | | | | | |
| Type | passive and safe solid state outputs, short-circuit and overload protection | | | | | |
| Actuator supply | 24 V DC (18...30.2 V), to EN61131-2 via additional supply | | | | | |
| Switching current per output | 1.6 A | | | | | |
| Dimensions | H x W x D | 94 x 74 x 39 mm | 144 x 74 x 39 mm | 126 x 50 x 34.5 mm | | |

| Accessories | | | Art.-No. |
|--|---------------------------------|------------------------------------|-----------------|
| AS-Interface distributor | profile cable | | 55749 |
| | profile- / round cable | | 55745 |
| | profile cable -> round cable | | 55740 |
| | profile cable -> PG11 | | 55732 |
| AS-Interface breakout | profile cable to M12 | | 55741 |
| | yellow, 2 x 1.5 mm ² | | 55743 |
| | black, 2 x 1.5 mm ² | | 55744 |
| Mounting bracket | for AS-Interface profile cable | | 55742 |
| Accessories MASI20 | | | Art.-No. |
| Spring clamp terminal | for I/O level | VE = 5 pieces | 55213 |
| Screw terminal | for I/O level | VE = 5 pieces | 55210 |
| Label plate | for bus and external supply | VE = 20 pieces | 55219 |
| | for module | VE = 22 pieces | 55218 |
| Insulation terminal | for AS-Interface bus connection | VE = 5 pieces | 55214 |
| | for external supply | VE = 5 pieces | 55215 |
| Screw terminal | for AS-Interface bus connection | | 55211 |
| | for external supply | | 55212 |
| Accessories MASI65 | | | Art.-No. |
| Snap-in adapter | for DIN-rail mounting | | 55713 |
| M12 blind plug | for M12 females | VE = 4 pieces | 55468 |
| AS-Interface sealing at profile cables end | for profile cables | VE = 5 pieces right, 5 pieces left | 55746 |
| Accessories MASI67 | | | Art.-No. |
| Sealing at profile cables end | for profile cables | VE = 2 pieces right, 2 pieces left | 55061 |
| Middle seal | for 2 profile cables | VE = 2 pieces | 55062 |
| Coding element | short | VE = 2 pieces | 55059 |
| | long, to position profile cable | VE = 2 pieces | 55060 |
| M12 blind plug | for M12 females | VE = 4 pieces | 55468 |





Murrelektronik GmbH | Falkenstraße 3, D-71570 Oppenweiler | P.O. Box 1165, D-71567 Oppenweiler
Phone +49 7191 47-0 | Fax +49 7191 47-130 | info@murrelektronik.com | www.murrelektronik.com



The information in this brochure has been compiled with the utmost care. Liability for the correctness, completeness and topicality of the information is restricted to gross negligence.