



## Solutions for qPCR



**ChamQ Universal SYBR qPCR Master Mix**  
(Vazyme, #Q711)



**AceQ Universal U+ Probe Master Mix V2**  
(Vazyme, #Q513)



**ChamQ Geno-SNP Probe Master Mix**  
(Vazyme, #Q811)

# ChamQ Universal SYBR qPCR Master Mix (#Q711)

ChamQ Universal SYBR qPCR Master Mix

500 rxn / 2500 rxn (20 µl / rxn)

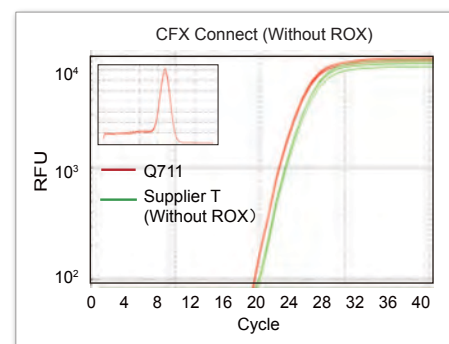
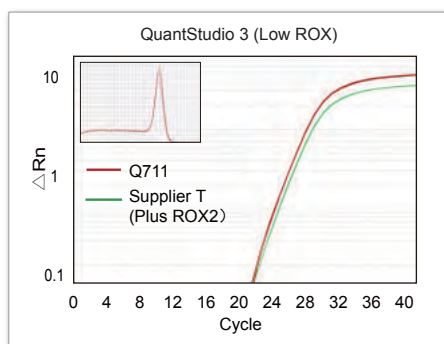
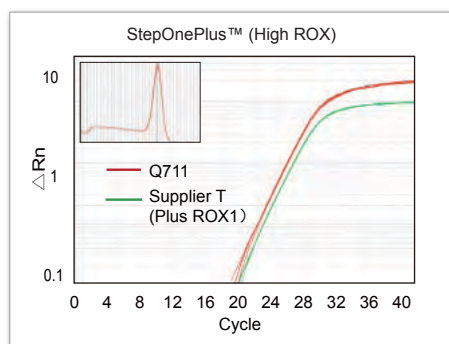
#Q711

## Universal · Sensitive · Specific · Fast

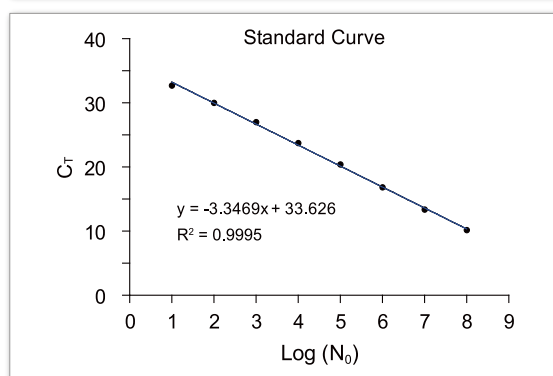
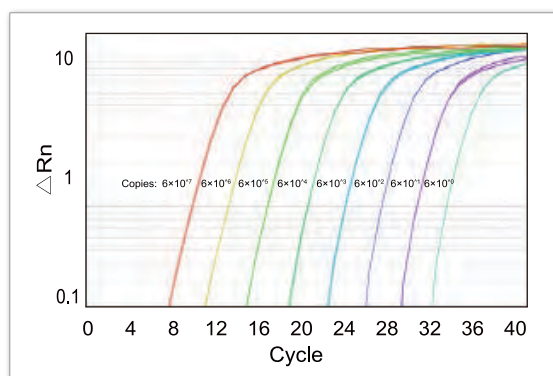
ChamQ Universal SYBR qPCR Master Mix (Vazyme, #Q711) is specially designed for SYBR Green I-based quantitative PCR (qPCR). Unique factors (i.e. the specificity-promoting Exactor) in the optimized buffer system significantly improve sensitivity and specificity. This kit contains a unique ROX Passive Reference Dye and is applicable for all qPCR instruments, including instruments that need no ROX dye, low ROX dye, or high ROX dye. The mix is provided at 2× reaction concentration and can be directly used for robust and low-template qPCR with high sensitivity, specificity, and reliability.

- **Universal** Contains a special ROX Passive Reference Dye and is applicable for all qPCR instruments.
- **Superior Specificity** Ensured by hot-start Champagne Taq, optimal buffer, and unique factors.
- **Great Sensitivity** Excellent linear relationship over a large template in-put range allows the detection of templates < 10 copies.
- **Fast** Applicable for both standard PCR programs and fast PCR programs.

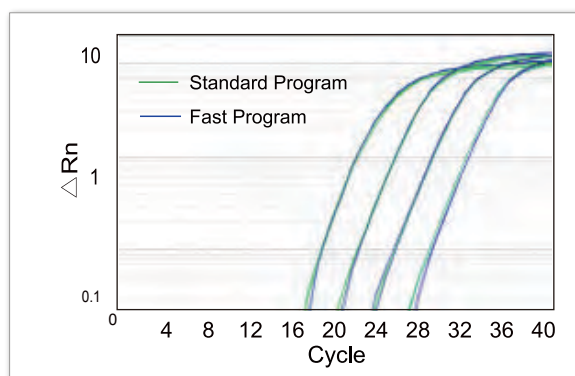
### ■ Applicable for Almost All qPCR Instruments



### ■ Best Combination of Sensitivity and Specificity



### ■ Applicable for Both Standard and Fast PCR Programs



	Pre-denaturation	Denaturation	Annealing & Extension	Total Time
Standard	95°C, 30 s	95°C, 10 s	60°C, 30 s	90 min
Fast	95°C, 30 s	95°C, 3 s	60°C, 10 s	40 min

cDNA of HeLa cells was serially diluted and was used for the detection of gene TBP (amplicon size = 227 bp) using ChamQ Universal qPCR Master Kit (Vazyme, #Q711) on StepOnePlus™.

# **AceQ Universal U+ Probe Master Mix (#Q513)**

AceQ Universal U+ Probe Master Mix

500 rxn / 2500 rxn (20  $\mu$ l / rxn)

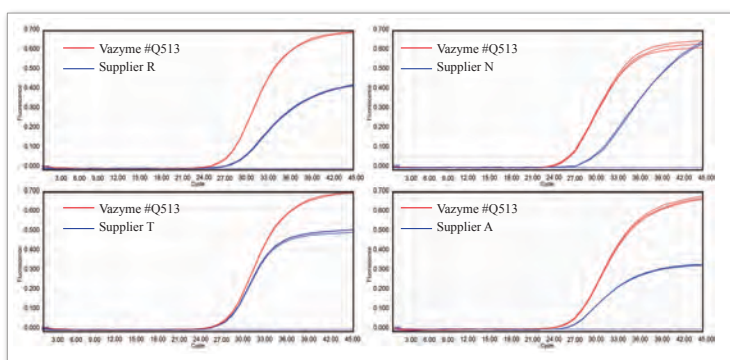
#Q513

## **Sensitive · Reliable · Universal**

**AceQ Universal U+ Probe Master Mix (Vazyme, #Q513)** is specially designed for probe-based qPCR. The core component AceTaq is a chemically-modified hot-start DNA polymerase. Combined with optimized buffer for qPCR, the AceTaq can effectively inhibit non-specific amplification, and significantly improves the extension efficiency. The mix is provided at 2  $\times$  reaction concentration and can be directly used for robust and low-template quantitative PCR with high sensitivity, specificity and reliability.

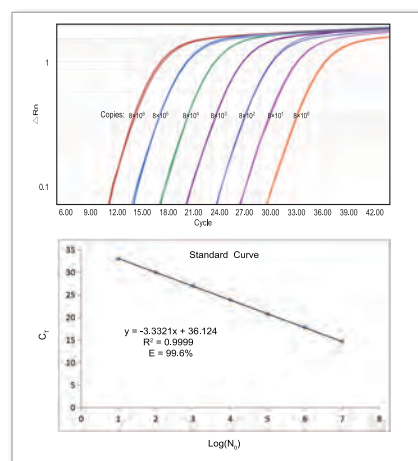
- **Superior Sensitivity** Hot-start AceTaq and optimal buffer ensure high sensitivity and effectively inhibit non-specific amplification.
- **Accurate** Excellent linear relationship over a large template in-put range allows the detection of 1-copy template.
- **Anti-Contamination** The dUTP/UDG system eliminates possible contaminations and ensures reliable results.
- **Universal** Applicable for almost all qPCR instruments, with no need to adjust ROX for different instruments.

### **Superior Sensitivity**

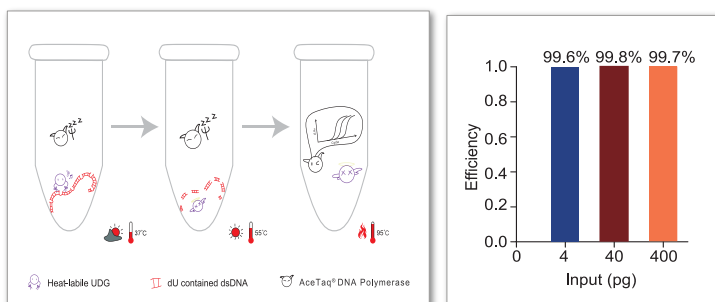


cDNA of HeLa cells was used as template for the detection of gene *DPYD* using **AceQ Universal U+ Probe Master Kit (Vazyme, #Q513)** or similar reagents from Supplier R, N, T, A, respectively. The sensitivity of Vazyme #Q513 is higher than that of competitors.

### **Excellent Linear Relationship**

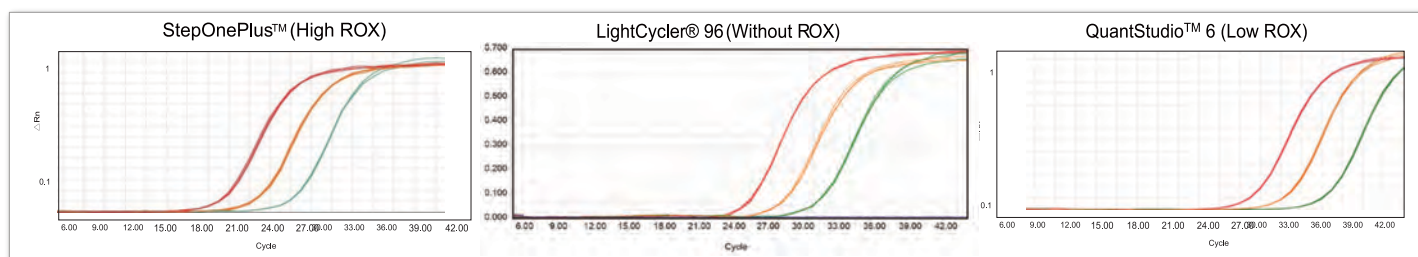


### **dUTP / UDG Anti-Contamination System**



For **AceQ Universal U+ Probe Master Kit (Vazyme, #Q513)**, the removal rate of the contaminated template is as high as 99.6%, effectively ensuring the accuracy of experimental results. U-containing templates (4 pg, 40 pg, 400 pg) were added respectively to the reaction system to evaluate the removal efficiency of the contaminated template by **AceQ Universal U+ Probe Master Kit (Vazyme, #Q513)**.

### **Applicable for almost all qPCR instruments.**



**Vazyme**  
BioTech Co., Ltd.

Email: [global@vazyme.com](mailto:global@vazyme.com)  
Website: [www.vazyme.com](http://www.vazyme.com)  
Tel: +86-186-1676-7852



The exclusive distributor in Germany & Austria.  
Tel: +49 89 4614850 15  
Email: [contact@absource.de](mailto:contact@absource.de)  
Website: [www.absource.de](http://www.absource.de)





# ChamQ Geno-SNP Probe Master Mix (#Q811)

ChamQ Geno-SNP Probe Master Mix

500 rxn / 2500 rxn (20 µl / rxn)

#Q811

## Compatible · Stable · Simple

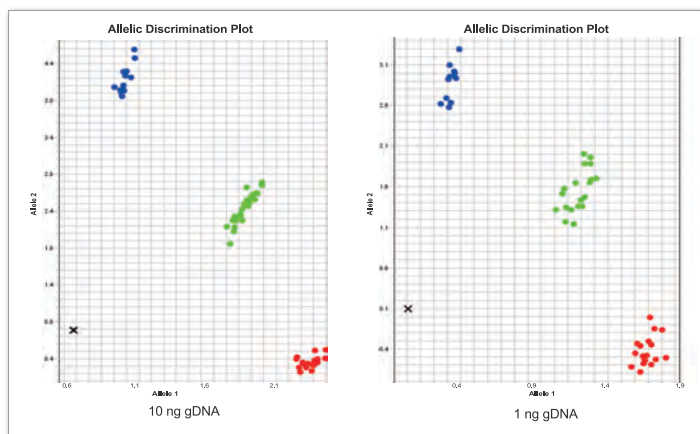
ChamQ Geno-SNP Probe Master Mix (Vazyme, #Q811) is specially designed for probe-based single-nucleotide polymorphism (SNP) genotyping.

- **Flexible** Compatible with 1 ng-10 ng of input genomic DNA.
- **Compatible** Accurate genotyping of SNP sites with GC-content of 25% - 73%.
- **Stable** Stable signal and accurate genotyping results can be obtained both 72-hr pre-PCR\* and 72-hr post-PCR\*\*.
- **Direct qPCR** Directly use blood lysate as a template for genotyping, with no need for blood genomic DNA extraction.
- **dUTP/UDG** The dUTP/UDG system eliminates possible contaminations and ensures reliable results.
- **Universal** Applicable for almost all qPCR instruments, with no need to adjust ROX for different instruments.

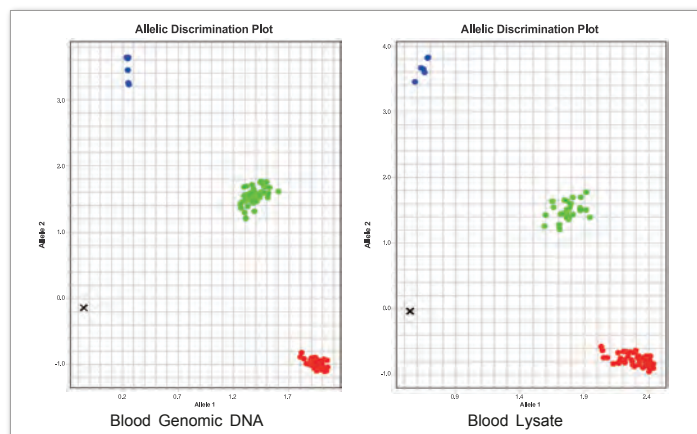
\* 72-hr pre-PCR: PCR solutions were prepared and left in darkness (at room temperature) for 72 hr before PCR;

\*\* 72-hr post-PCR: after PCR, the samples were left in darkness (at room temperature) for 72 hr.

### Flexible Input Amounts



### Direct Genotyping with Blood Lysate



## Selected Product Citations of Vazyme qPCR Kits

*Nature Immunology*, 2015, 47(3):538-51.

*Nature Neuroscience*, 2018, 21(3):440-6.

*Nature Microbiology*, 2019, 4(5):813-25.

*Immunity*, 2018, 49(5): 842-56.

*Gastroenterology*, 2017, 153(6):1607-20.

*Cell Metabolism*, 2017, 25(5):1194-205.

*Science Translational Medicine*, 2018, 10(472): pii: eaat6912.

*Cell Research*, 2016, 26(10):1112-30.

*Molecular Psychiatry*, 2016, 22(7):1056-68.

*Hepatology*, 2017, 66(5):1387-401.

*Genome Biology*, 2018, 19(1):47.

*Cell Research*, 2015, 25(7):877-80.

*Nature Communications*, 2018, 9(1):2789.

*Nature Communications*, 2019, 10(1):411.

*Nature Communications*, 2017, 8(1):1183.

*Journal of Experimental Medicine*, 2018, 215(5):1437-48.

*Journal of Pineal Research*, 2018, 64(1):e12445.



**Vazyme Online**

For more information, please visit: [www.vazyme.com](http://www.vazyme.com)

