


# The Innovation in Wood Pelletizing



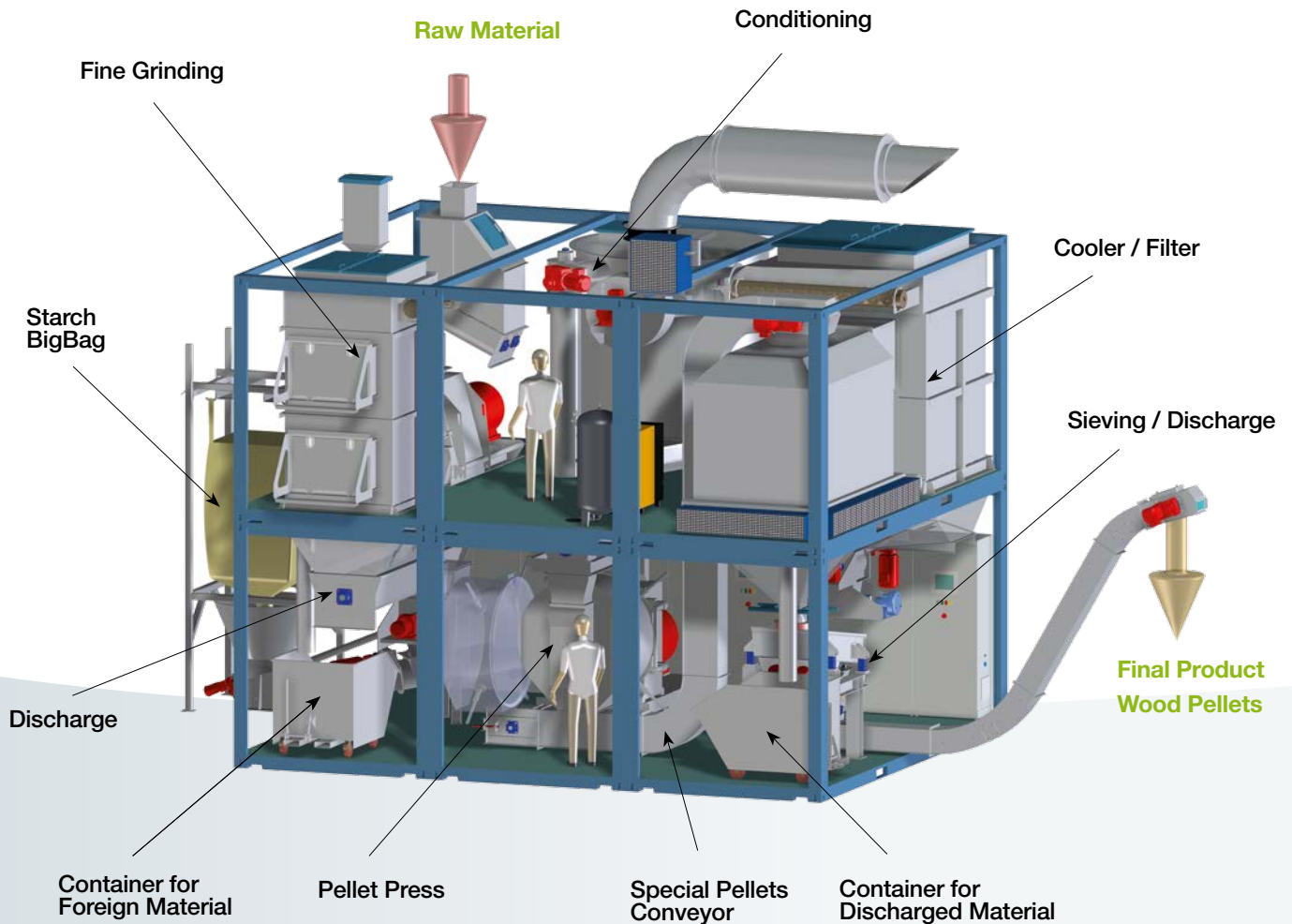
YOUR  
GOODS ARE  
BETTER  
OFF.

## PelletsCUBE

**// the entire pelleting process**  
**// in six 20ft-ISO-container frames**  
**// with up to 5 t/h**



# THE CONCEPT

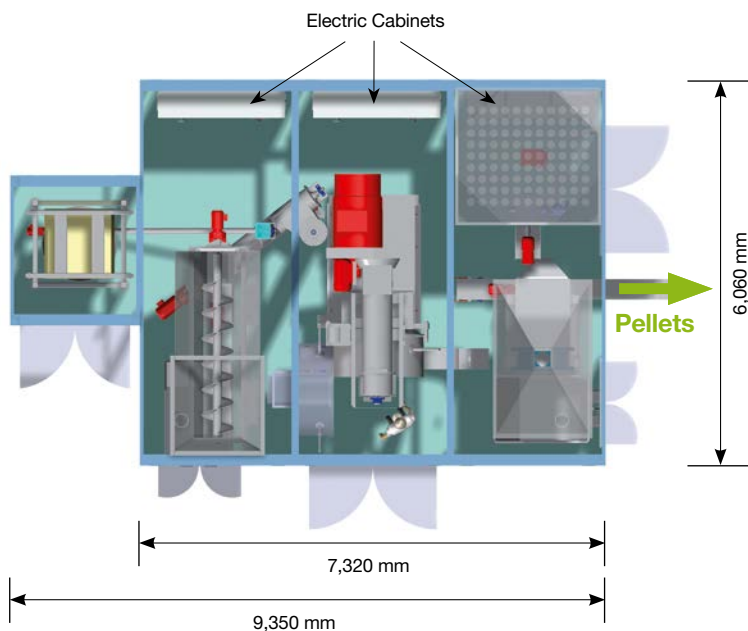


Conventional wood pelleting plants generally consist of individual machines, which are typically assembled on-site in a building to form a complete plant. The advantages lie in the use of tried-and-tested equipment, which at the same time enables individual throughput and system configuration design. However, the time and effort required for assembly and installation of the system, in conjunction with the resulting costs, is considerable.

This is precisely where the PelletsCUBE concept comes into its own. The entire system is installed in the factory within six standard container frames, which can be assembled on site to form a complete production system in a very short period of time. This saves time and money.

This, of course, includes the complete plant control system and electrical installation, as well as the compressed air supply, cooling systems and safety engineering.

# YOUR BENEFIT



## BENEFITS FOR OPERATION AND MAINTENANCE:

- // optimised maintenance access to all relevant parts and equipment
- // collection bins for foreign particles and waste material included
- // direct access to the press, for easy exchange of dies, rollers, and wear parts
- // easy exchange of filter bags from roof level

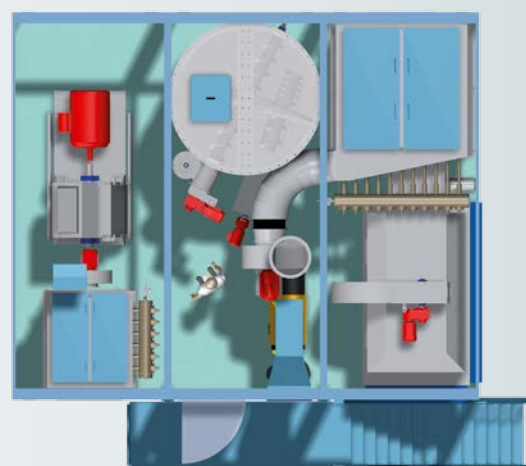
## Ground Level (optimised access to the press)

## TECHNICAL BENEFITS:

- // uncompromising dimensioning and robust design of all components
- // extremely soft pellet transfer from press to cooler via special belt conveyor
- // integrated improvement of pellet length using the Knoblinger-Pellets-Calibrator
- // trusted components and proven units
- // compact dimensions and little installation height
- // Installation of units inside and outside of buildings
- // low construction costs (only foundations, and media supply)
- // explosion protection and prevention in accordance with ATEX
- // simple approval process with authorities

## Upper Level

(access to hammer mill, conditioning, and pellet cooler)



Type	t/h softwood	t/h hardwood	footprint LxW [mm] (no stairway)	Height [mm] (no railings)	HHeight [mm] (with railings)	electr. connection [kW]*	water connection [l/h]
CUBE M	2.8	2.0	7,320 x 6,060	5,800	7,000	335	1"
CUBE L	4.0	3.0	7,320 x 6,060	5,800	7,000	495	1"
CUBE XL	5.0	4.0	7,320 x 6,060	5,800	7,000	575	1"

\*) depending on the raw material

#### SUITABLE RAW MATERIAL:

- // all kinds of renewable raw material, e.g. wood, straw, bark, residuals,...
- // especially for softwood and hardwood material (and mixtures of both)
- // material moisture 7 to 11%
- // particle size: sawdust, shavings, wood chips



saw dust



shavings



wood chips



outdoor-installation



indoor-installation

#### DIFFERENT VERSIONS POSSIBLE:

- // 3 output levels - 2.8 / 4.0 / 5.0 t/h (max. output, softwood-charged)
- // open-frame construction for indoor-installation
- // steel frames with noise/heat insulation cladding for outdoor installation
- // starch-adding from bags, bigbag, or silo possible

Your competent partner  
also for conventional wood pelleting solutions.

- // Complete wood pelletising systems
- // Fuel or biomass handling
- // Pellet storage technology
- // Grain and feedstuffs technology
- // Raw materials receiving technology
- // Loading and handling systems

More than **35 systems realised**  
Production capacity **from 2 to 40 t/h**  
**2.7 million annual tons** installed  
production capacity



Альберт Knoblinger Gesellschaft m. b. H. & Co. KG  
-4910 Рид-им-Инкрайс, Обербруннер Бер 10  
АВСТРИЯ  
Tel.: +43 7752 83734, Fax +43 7752 83734-11  
E-Mail: [office@knoblinger.at](mailto:office@knoblinger.at)  
[www.knoblinger.at](http://www.knoblinger.at)