

Variable high-performance clamps

New flexibility with large clamping widths



Secure

- due to high clamping forces up to 6.500 N at SLV resp. 9.000 N at GSV
- due tipping is prevented through central positioning on the workpiece

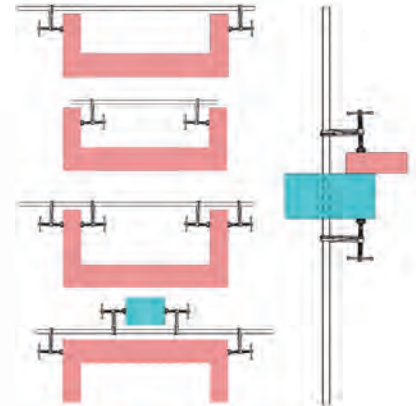


Durable

- due to the heat-resistant pressure plate, which can be tilted up to 35° – GSV has a hardened and oil-soaked sintered steel insert for outstanding sliding and emergency running properties
- due to a tempered spindle

Versatile

In addition to classic clamping work, the clamp can also be used for spreading. It can be fed through an opening in the workpiece/component and add additional sliding arms easily.



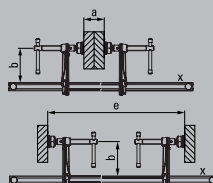
- due to end fastenings on both sides which can be loosened without tools

YouTube



SLV

GSV



Variable high-performance clamps – Complete sets SLV/ GSV

Order-No.	< a >	< b >	< e >	< x >	⚖	V2
	mm	mm	mm	mm	kg	
Variable high-performance clamp set SLV						
SLV100M	1000	120	340-1250	27 x 13	4.78	
SLV150M	1500	120	340-1750	27 x 13	5.97	
SLV200M	2000	120	340-2250	27 x 13	7.15	
Variable high-performance clamp set GSV						
GSV300M	3000	140	400-3340	30 x 15	13.00	

- Clamping force up to 6,500 N (SLV) or 9,000 N (GSV)
- Tipping is prevented through central positioning on the workpiece
- Special heat-resistant pressure plate, can be tilted by up to 35° – GSV with sintered steel insert
- Clamp can be fed through an opening in the workpiece/component
- Wide range of possible applications due to interchangeable sliding arm available in various different designs (see accessories)

Variable high-performance clamps

A modular system for a wide range of applications



Alongside complete assembled high-performance clamping sets BESSEY also offers versatile accessories that can be combined with one another. Sliding arms that are already fitted can be changed over from clamping to spreading or replaced by different sliding arms or even supplemented with others.

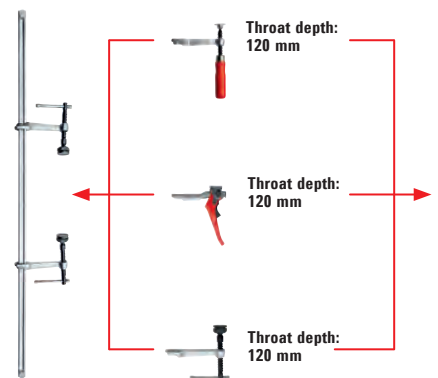
**4 clamp sets
+ 4 rails
+ 6 sliding arms
= „X“ options**

SLV100M
SLV150M
SLV200M

3101731
3101732
3101733

GSV300M

3101612



- 27 x 13 mm (SLV) or 30 x 15 mm (GSV) profile, cold drawn and galvanised
- End fastenings on both sides can be loosened without tools – for rapid changeover
- Suitable for all SLV or GSV size sliding arms



SLV/GSV size rails

Order-No.	← a → mm	← x → mm	⚖ kg	V2
SLV size rail				
3101731	1000	27 x 13	2.85	
3101732	1500	27 x 13	4.05	
3101733	2000	27 x 13	5.25	
GSV size rail				
3101612	3000	30 x 15	10.40	

- Three different grip variants/designs
- Suitable for all SLV size rails



Complete sliding arm for SLV sizes

Order-No.	Description	← b → mm	← x → mm	⚖ kg	V2
3101426	Wooden handle	120	27 x 13	0.73	
3101337	Lever handle	120	27 x 13	1.10	
3101338	Tommy bar incl. special pressure plate	120	27 x 13	0.82	

- One arm design with three throat depths
- Suitable for GSV size rails



Complete sliding arm for GSV sizes

Order-No.	Description	← b → mm	← x → mm	⚖ kg	V2
3101329	Tommy bar incl. special pressure plate with sintered steel insert	120	30 x 15	1.13	
3101330		140	30 x 15	1.21	
3101331		200	30 x 15	1.40	