


BM&M

SCREENING SOLUTIONS

Chip Screens

*Scalping, Sizing, Sawdust Removal
& Bark Sorting*



❖ **3 Year Warranty** ❖


1-800-663-0323

BM&M



Maximum Vibration Control

BM&M dynamically balances all screens. This allows you to install the screen virtually anywhere in your plant, resulting in the lowest possible installation costs.



Maximum Productivity

BM&M puts the drive unit in the center of the machine to get the same screening efficiency over the entire screening surface. With no mechanical gearboxes **BM&M** operates the screens at 300 RPM versus the conventional 150 - 180 RPM screeners. The constant motion across the screen and the high speed combines to make the screen very efficient. The result is **MAXIMUM** efficiency and **MAXIMUM** capacity for your application.

Features


Maximum Recovery of Clean Acceptable Product

BM&M builds nothing but screens. Our goal is to recover the maximum amount of good product, as well as removing the rejects. We will test your product and give you a written guarantee. (No charge).



3 year Drive Warranty

BM&M's patented eccentric weight drive assembly is lubricated for life, needing no maintenance. Unlike the competition, **BM&M's** unique static shaft design provides torsional stiffness that ensures long trouble-free service and is the basis for our 3-year warranty.



Specifications

- Sizes - 24 ft². through 260 ft².
3 ft. through 13 ft. wide
8 ft. through 20 ft. long
- Number of decks available - 1 through 3
- Material of construction - Mild Steel
- Construction design - Welded steel construction for drive/screen assembly
 - Fully stress relieved
 - Bolted Structural Steel Support Stand
- All screen surfaces are tensioned for high screening efficiency as a standard.
- Quick Change screen access door
- Dynamically Balanced design - Horizontal loading is <3% of maximum vertical loading
- 300 RPM operating speed at a 2" diameter stroke
- Motor - 5 HP to 20 HP, TEFC, 1800 RPM, Customer preferred brand
- Fines pan air lancing ports for quick pan cleanouts by your operators
- Infeed landing deck c/w a bolted steel wear liner
- Custom discharge Chutes designed for your application

Options

- Double Single Construction - high capacity single cut option
- Counter Flow Construction - provides super high fines removal efficiency
- Wear liners - UHMW or Stainless Steel
- Dust Cover Assembly - steel bolted and gasketed construction
- Central Hanger lubrication system
- Stainless Steel Screen Elements, Fines Pan, Etc.
- Drive Bearing Temperature Monitor - RTD
- Open Bottom Construction - no fines pan
- Suspended Construction - overhead building supports, (deletes support stand)
- Ball Box Screen Cleaning - steel frames and 2" diameter high bounce balls


Ball-Decks

BM&M screens can be equipped with "Ball-Decks" to assist in keeping the fines screen clean when screen openings are less than 3/16" or when the product is moist and sticky.

The active motion propels the captive balls to constantly strike the underside of the fines screens thus dislodging wedged-in particles or near-sized plugs.

Depending on the application, the balls are a 2" diameter synthetic rubber or special compound.

BM&M screens can be equipped with a variety of mesh or perforated metal screens in many materials.



Capacity

* Nominal Capacities based on the following conditions:

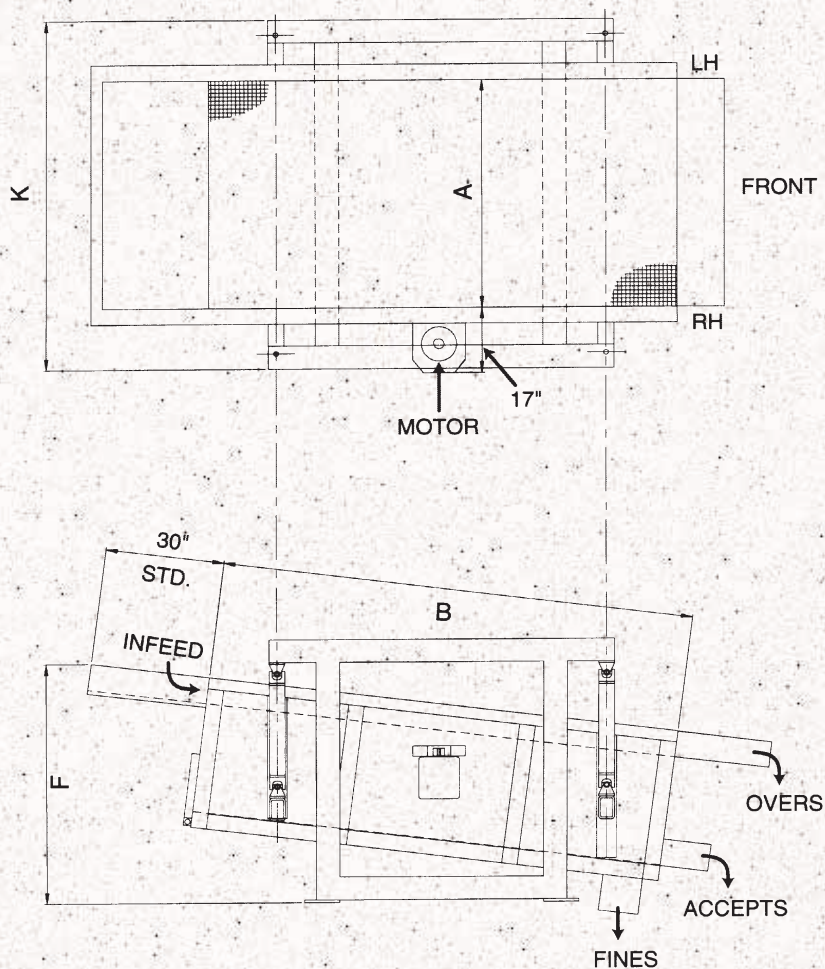
- Uniform feed rate
- Total screen surface utilization
- "Standard Industry" chip quality targets
- Chips produced from whole logs or sawmill waste by modern well maintained equipment

1 Unit = 200 ft of loose packed chips

1 Unit = 2 tons of loose-packed chips having a density of 20 lbs/cubic foot

1 Unit = 5.66 M³

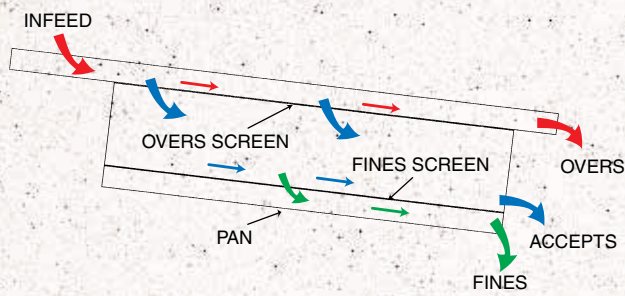
1 Unit = .88 of a cord



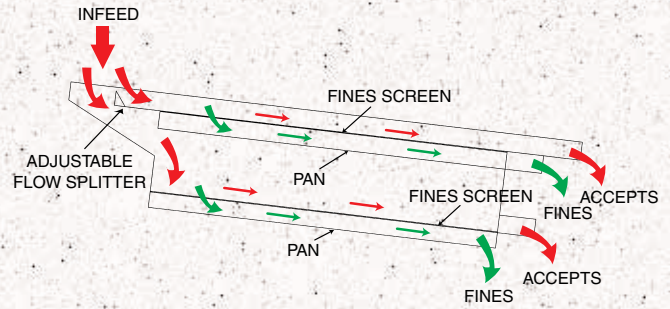
HC Model

SIZE	CAPACITY *					Weight Lbs.
	A x B	Units/Hr.	M3/Hr.	HP	F	
3' x 8'	8	44	5	59"	64"	3500
3' x 10'	10	56	5	61"	64"	3700
4' x 8'	12	67	5	59"	76"	4000
4' x 10'	15	84	6	61"	76"	4200
4' x 12'	19	106	5	62"	76"	4600
4' x 14'	21	118	5	70"	76"	5000
5' x 10'	21	118	5	64"	92"	5200
5' x 12'	24	134	5	67"	92"	5900
5' x 14'	28	157	5	68"	92"	6300
6' x 10'	24	134	5	64"	104"	6200
6' x 12'	28	157	5	67"	104"	6600
6' x 14'	34	190	5	70"	104"	6900
6' x 16'	40	224	7	73"	104"	7300
7' x 10'	26	146	5	64"	116"	6700
7' x 12'	34	190	7	67"	116"	6900
7' x 14'	40	224	7	70"	116"	7400
7' x 15'	44	246	7	70"	116"	7600
7' x 16'	46	257	7	73"	116"	7900
7' x 18'	50	280	7	79"	116"	8100
8' x 10'	32	179	7	64"	128"	7000
8' x 12'	40	224	7	71"	128"	7500
8' x 14'	48	268	7	73"	128"	8000
8' x 16'	54	302	10	77"	128"	8300
8' x 18'	60	336	10	79"	128"	8700
8' x 20'	66	369	10	81"	128"	9200
9' x 12'	44	246	7	74"	144"	7900
9' x 14'	51	285	7	78"	144"	8500
9' x 16'	58	324	10	80"	144"	9100
9' x 18'	65	364	10	84"	144"	9700
9' x 20'	72	403	10	85"	144"	10,100
10' x 12'	48	268	7	74"	156"	9100
10' x 14'	56	313	10	79"	156"	9500
10' x 16'	64	358	10	81"	156"	9900
10' x 18'	72	403	10	84"	156"	10,600
10' x 20'	80	481	10	85"	156"	11,100
12' x 12'	58	324	10	74"	180"	11,000
12' x 14'	68	380	10	78"	180"	11,500
12' x 16'	77	431	10	80"	180"	12,000
12' x 18'	86	481	10	84"	180"	12,600
12' x 20'	100	560	10	85"	180"	13,200
13' x 16'	84	470	10	80"	192"	12,900
13' x 18'	95	530	10	84"	192"	13,500
13' x 20'	108	600	15	85"	192"	14,000
13' x 20'	125	700	20	97"	192"	15,400

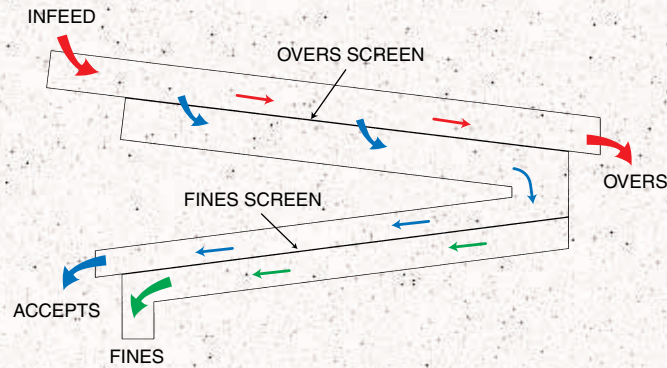
Designs to fit any and all installations



Standard 2-Deck Screen

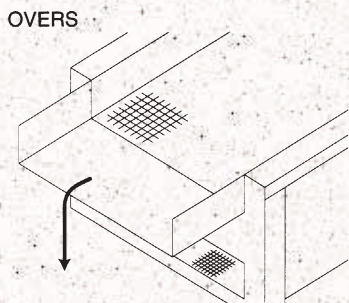


Double Single Screen

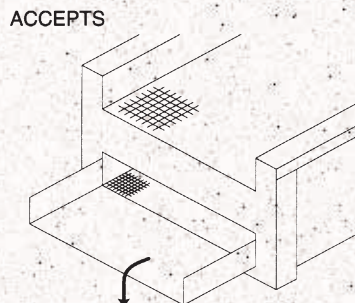


2-Deck Counterflow Screen

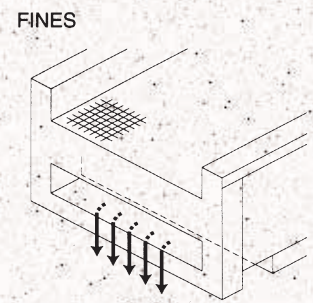
Discharge Chutes



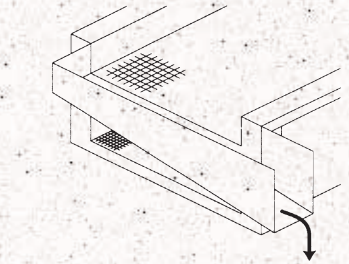
1. FULL WIDTH



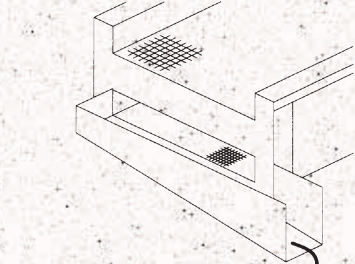
2. FULL WIDTH



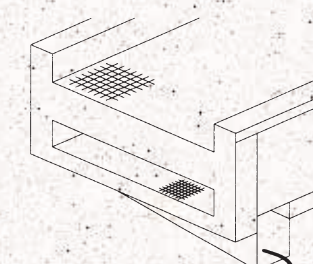
3. FULL WIDTH



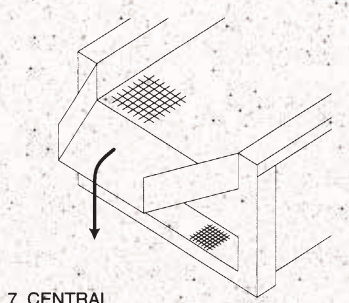
4. SIDE CHUTE L.H. SHOWN



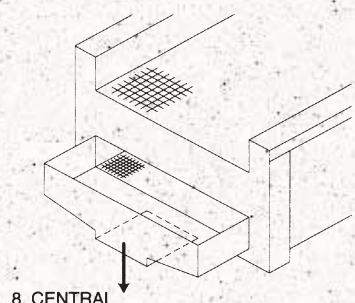
5. SIDE CHUTE L.H. SHOWN



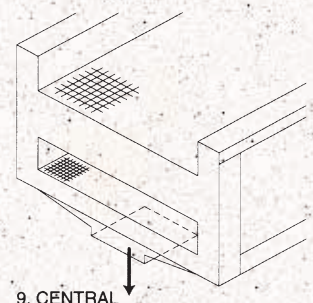
6. SIDE CHUTE L.H. SHOWN



7. CENTRAL




8. CENTRAL



9. CENTRAL

"BM&M is a corporation committed to developing a world wide reputation for the design and manufacturing of industry-leading high speed flat rotary screens."



BM&M SCREENING SOLUTIONS

Contact us at:

5465 Production Blvd.
Surrey, BC V3S 8P6
Canada

Toll Free: 800-663-0323
Tel: 604-539-1029
Fax: 604-539-1022

E-mail: sales@bmandm.com

Web: www.bmandm.com

A BM&M Chip Screen is . . .

- **Simple to install**
- **Simple to operate**
- **Simple to maintain**