

TR2A · VIS · NC
TR2B · VIS · NC
TR2B I INT VIS · NC

TWIN-HEAD MITRE SAWS

WOOD be nice.

OMGA



OMGA

TR2B I INT NC



TR2A·VIS·NC TR2B·VIS·NC TR2B I INT VIS·NC

DOUBLE MITRE SAWS.
THE LEFT SAWING HEAD IS FIXED, THE RIGHT ONE IS MOBILE.

In the basic version (**TR2A - TR2B**) the traverse is manual: the mobile head is controlled by a hand-wheel complete with numerical gauge to read the length. The **VIS** version, with hand-wheel and digital display of length, and the **NC** version, with motorized traverse and Numerical Control positioner are also available.

Machines are complete with rotating table and auto-centering stops at 90° and 45° angles, right and left.

On model **TR2B I INT**, the two sawing heads can be tilted at 45° inward thus allowing the cut of compound angles. The cutting cycle is electro-pneumatically controlled that enables to execute three cutting cycles: contemporary down stroke of both saw blades, alternate down stroke of the saw blades, down stroke of only one saw blade for single cuts.

This model is supplied complete with two vertical pneumatic clamps in cycle with saw blade down stroke (the CE version is equipped with two horizontal pneumatic clamps in addition).



Automatic positioning through Numerical Control (Optional TR2A-TR2B): Graphic display with 30 characters over 8 lines. Constant values to compensate width for angle cutting. 10,000 lines memory capacity. Serial Port RS 232, USBPort.

Electronic digital read out.

OPTIONAL



Brackets for short pieces.



Frontal clamps (standard for CE version):
for a better holding of the pieces during the cut.



Support with clamp.




Label printer.



2

Fixed L.H.S. head.
Positioning of the
mobile head by hand
wheel and reading of
position on ruler.



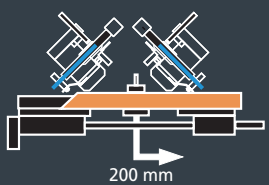
Simultaneous lowering of heads.
Alternated down stroke of saws to avoid
collision in cutting short pieces.
Down stroke of only one head for individual cuts.



1








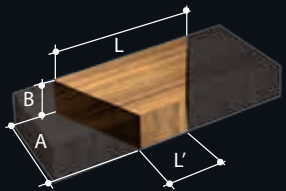
The heads are tiltable towards the inside for the perfect cut, in particular, of the door jambs, without any chipping on the good side. (TR2B I INT)



Pneumatic carriage between the two heads for the automatic shifting of the work piece when cutting short pieces. (TR2B I INT)



		TR2A/VIS/NC	TR2B/VIS/NC	TR2B I INT VIS/NC
Dimensioni	L x W x H mm	3675x1450x1200	3675x1500x1300	3700x1200x1600
	mm RPM	A = 300 B = 30 3000	A = 350 B = 30 3000	A = 370 B = 30 3000
	kW	n° 2 x 2,2	n° 2 x 2,2	n° 2 x 2,9
	Ø mm	2 x 80	2 x 80	2 x 80
	N (newton)	5400 6400	6000 7000	6800 7800
	L x W x H mm	3830x1100x1600	3830x1100x1600	3850x900x1650

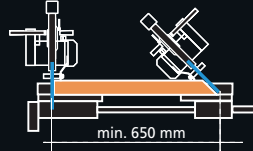
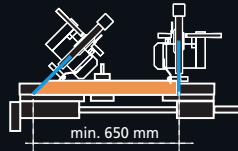
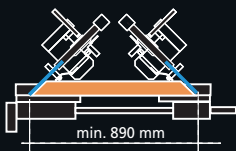
mm.	TR2A/VIS/NC				TR2B/VIS/NC				TR2B I INT VIS/NC			
	A	B	L	L'	A	B	L	L'	A	B	L	L'
	145 132	80 90	225 (min.) 2800 (max.) 2750** (max.) 3500* 4500* 5500*	-	170	102	335 (min.) 2800 (max st.) 3500* 4500* 5000*	-	175	120	600 (min.) 2800 (max.) 2750** (max.) 3500* 4500* 5500*	-
	102 93	80 90	385 (min.) 270*** (min.) 2800 (max.) 2750** (max.) 3500* 4500* 5500*	-	120	102	460 (min.) 340*** (min.) 2800 (max.) 2750** (max.) 3500* 4500* 5500*	-	120	120	600	360
	-	-	-	-	-	-	-	-	175	45	890 690 #	800


* Optional

** Only for TR2ANC-TR2BNC

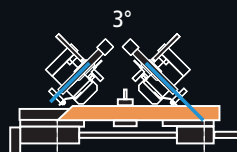
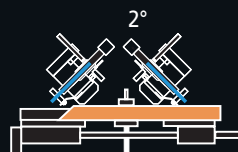
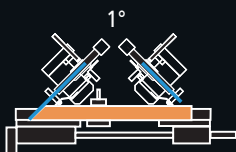
*** Alternated down stroke of saws to avoid collision in cutting short pieces.

max 175 x 45 mm



 2900204536.01

OPTIONAL



Pneumatic carriage between the two heads for the automatic shifting of the work piece when cutting short pieces. (TR2B I INT)

DIERREGI SRL

VIA DELLA SCIENZA 5
41012 CARPI (MO) - ITALY
PHONE: +39.059.803.0103
FAX: +39.059.803.0113
COD. FISCALE E P.IVA:
IT 03601330362

WWW.OMGA.IT

The information and data provided may be subject to modification without prior notice.

OMGA[®]
WOOD be nice.