

RADIAL
1250·900·600P3S

RN
900·700·450

RADIAL ARM SAWS

WOOD be nice.

OMGA




RADIAL

1250 · 900

SERIE RADIAL

Heavy-duty line with cast-iron arm. Easily interchangeable prismatic tracks applied (A); the cutting unit slides on eight bearings (B) each fitted with a dust scraper. Self-centring locking devices for both arm rotation and motor angle. Aluminium fences. Option to mount oil-pneumatic feed.




A



B



RADIAL1250 VERSION CE



1

Roller table (2000 / 3000 mm)



2

Grooving head guard (300x60 mm)



3

Fence extension (1000 / 2000 / 3000 / 4000 mm)



4

Automatic head reversal



5

OPTIONAL



RADIAL 900

Oil-pneumatic feed



Frontal clamp

Front lifting handle (R 900)

Special spindles (Ø 30x60)

Flip-over stop (R 1250 - 900)

Pneumatic flip-over stop (R 1250 - 900)

6



RADIAL 600P3S

SERIE RADIAL

Industrial line with cast-iron arm.
Easily interchangeable prismatic tracks (A); the cutting unit slides on eight bearings (B) each fitted with a dust scraper.
Self-centring locking devices for both arm rotation and motor angle. Wooden fences.
Option to mount oil-pneumatic feed.



A




B



RADIAL 600P3S

OPTIONAL



1

Roller table (2000 / 3000 mm)



2

Grooving head guard (300x60 mm)



3

Automatic head reversal

Special spindles (Ø 30x60)



RADIAL 600P3S VERSION CE

Oil-pneumatic feed



Frontal clamp



RN 900·700·450

SERIE RN

Industrial line with aluminium arm. Interchangeable steel tracks; the cutting unit slides on eight bearings (A) each fitted with a dust scraper. The arm is easily released by means of a lever located on the front of the arm. Self-centring locking devices for both arm (B) rotation and motor angle. Wooden fences.



RN900
VERSION CE




A



B



RN700



1

Roller table (2000 / 3000 mm)



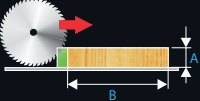

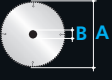




2

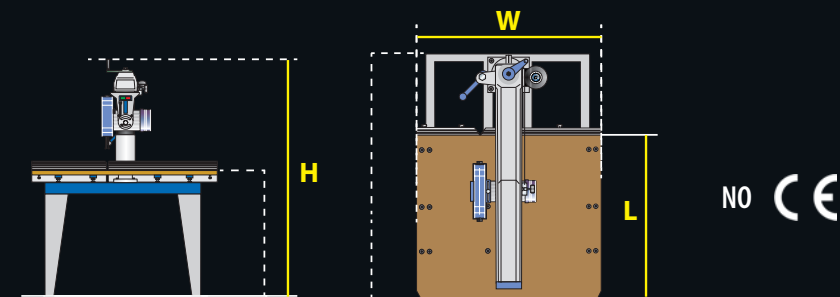
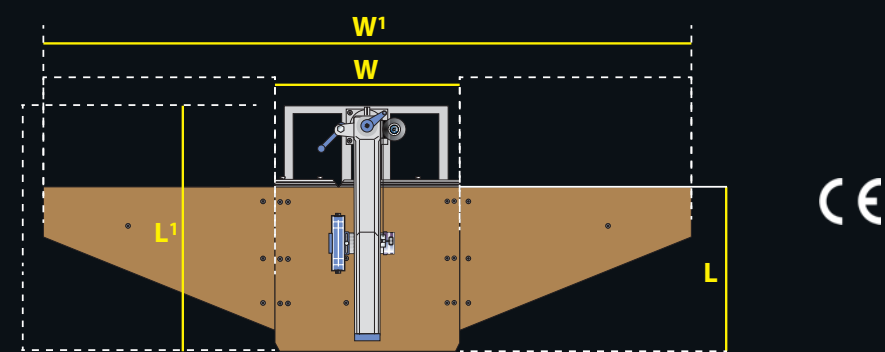
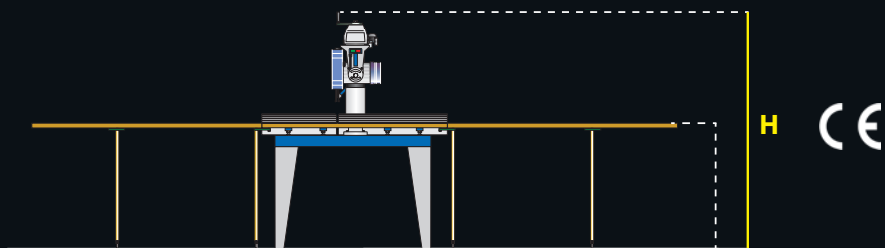
Grooving head guard (300x60 mm) no CE




3

Automatic head reversal

	RADIAL 1250	RADIAL 900	RADIAL 600P3S	RN 900	RN 700	RN 450
	mm A = 30 B = 1250	A = 34 B = 900	A = 38 B = 600	A = 32 B = 900	A = 32 B = 700	A = 32 B = 450
	mm A = 125 B = 1170	A = 125 B = 825	A = 90 B = 505	A = 90 B = 825	A = 90 B = 640	A = 90 B = 390
	mm A = 400 B = 30	A = 400 B = 30	A = 300 B = 30	A = 300 B = 30	A = 300 B = 30	A = 300 B = 30
	kW 3,7 - 5,5	3,7 - 5,5	2,9	2,9	2,9	2,9
	∅ mm 80	80	80	80	80	80
	N (newton) 4165	3600	1940	2110	1780	1380
	LxWxH mm 1400x470x2000	1230x570x1700	1060x550x1570	1180x460x1650	1060x550x1570	900x550x1170
	H = 1400 L = 1400 L ¹ = 2050 W = 1400 W ¹ = 4800 CE	H = 1625 L = 1060 L ¹ = 1650 W = 1190 W ¹ = 4190 CE	H = 1300 L = 1085 L ¹ = 1485 W = 900 W ¹ = 2750 CE	H = 1545 L = 1085 L ¹ = 1485 W = 1215 W ¹ = 3095 CE	H = 1545 L = 900 L ¹ = 1290 W = 900 W ¹ = 2750 CE	H = 1450 L = 840 L ¹ = 1030 W = 800 W ¹ = 2490 CE



 2900204566.02

DIERREGI SRL

VIA DELLA SCIENZA 5
41012 CARPI (MO) - ITALY
PHONE: +39.059.803.0103
FAX: +39.059.803.0113
COD. FISCALE E P.IVA:
IT 03601330362

WWW.OMGA.IT



The information and data provided may be subject to modification without prior notice.