


# CLT press line for multi-layered building material



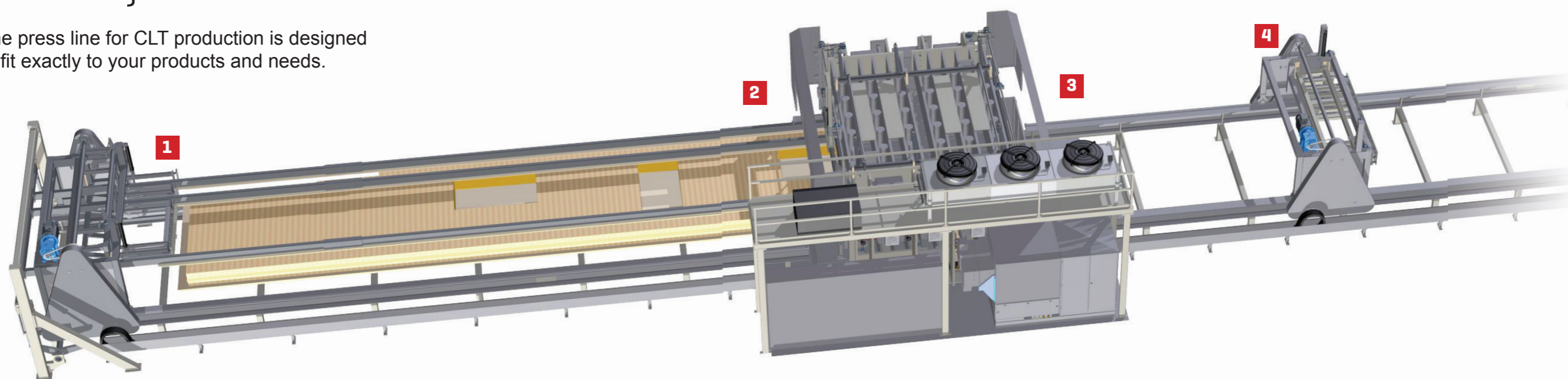
**KALLESOE**  
MACHINERY A/S



# CAPACITY

[7.5 hours]: 75 m<sup>3</sup> - 80 m<sup>3</sup>

The press line for CLT production is designed to fit exactly to your products and needs.



## CLT PRESS LINE

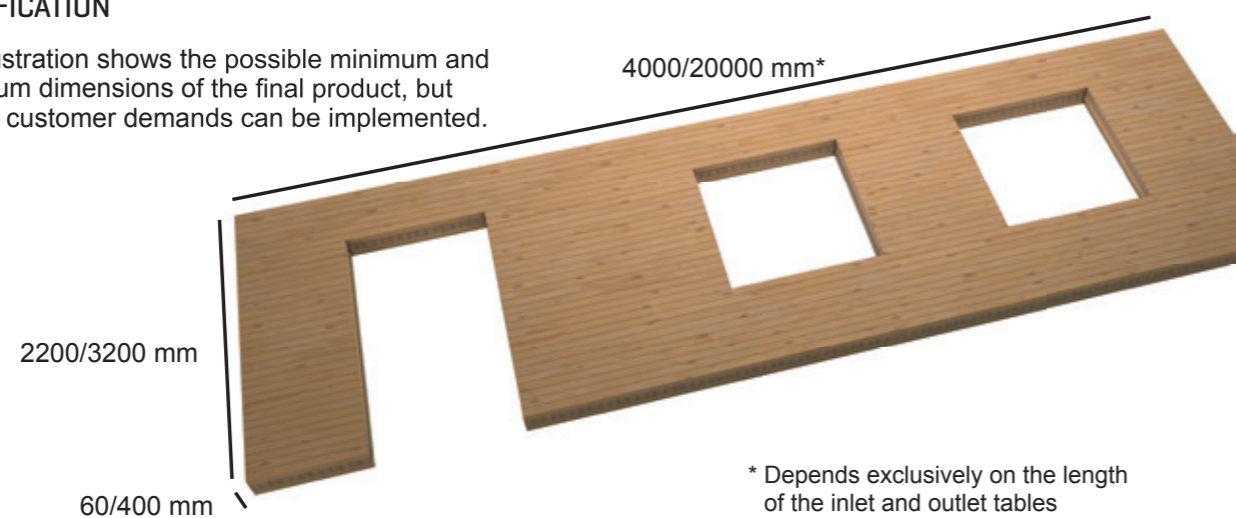
This high frequency press from Kallesoe Machinery represents the most efficient installation on the market for the production of pre-fabricated CLT elements. The press is a highly efficient production unit with high capacity and very short pressing times.

The CLT press line illustrated above handles up to 20 meters long elements (endless pressing) and we custom design every line to the specific demands of the customer.

It is possible to leave out wood and glue where door and window openings are intended in the elements in order to save costs.

### SPECIFICATION

The illustration shows the possible minimum and maximum dimensions of the final product, but special customer demands can be implemented.



\* Depends exclusively on the length of the inlet and outlet tables



1 Before the CLT element enters the press line it is shaped and laid up on a plastic board in the requested number of layers. Glue is applied between each layer. In order to save costs, it is possible to leave out wood and glue where door and window openings are intended in the elements.

It is possible to load more elements on top of each other as long as the maximum height of 400 mm is not exceeded. When the layup is completed the plastic board with element(s) is led to the inlet table in front of the high frequency press.



2 The elements are pushed into the press, and units longer than 4 meters are pressed step by step. At each step through the press, two clamping carriages act as respectively end pressure and retainer at each end of the element. These carriages are able to pass over the elements to perform their function as clamp and retainer (outlet carriage) and to provide faster processing times.

The carriages are equipped with adjustable hydraulic cylinders to fit the shape of the element in the longitudinal direction (e.g. when manufacturing angled ends such as gables).



3 The fully automatic press brings a lamination pressure of 10 kg/cm<sup>2</sup> from the top plane. This pressure is generated by sturdy hydraulic cylinders. All cylinders can be disconnected individually allowing the pressure pattern to fit the shape of the element, e.g. over door and window openings.

The high frequency press is equipped with a high-performance and reliable RF-generator that can generate up to 200 kW. The press is equipped with six power regulators that set and adjust the power output, in order to ensure the optimum curing of the glue.



4 When the pressing process is finished the elements are pushed onto the outlet table. The clamping carriage of this table passes over the elements and pushes it/them on for further processing.

The processing time depends on the glue type, the thickness of the work piece and the number of layers.

The plant can be designed to fit your requirements.

### A SOLUTION FROM KALLESOE MACHINERY GUARANTEES:

- Sturdy and reliable products
- Easy and logic operation
- Flexible solutions
- High capacity and low consumption of energy
- Increased production

### TECHNICAL INFORMATION

Generator: 200 kW

Capacity per shift (7.5 hours):  
75 m<sup>3</sup> - 80 m<sup>3</sup>

## WHY CHOOSE A **KALLESOE** SOLUTION

Kallesoe Machinery has a long tradition in developing and manufacturing wood laminating systems and equipment for customers worldwide.

Our flexible and customized plant solutions are individually designed to fit customer's physical environment and product demands.

We emphasize high quality, performance and reliability which makes it natural for our customers to choose a Kallesoe solution.

Read more about our products and capabilities:

[www.kallesoe-as.com](http://www.kallesoe-as.com)

