


LHF press line for glulam production

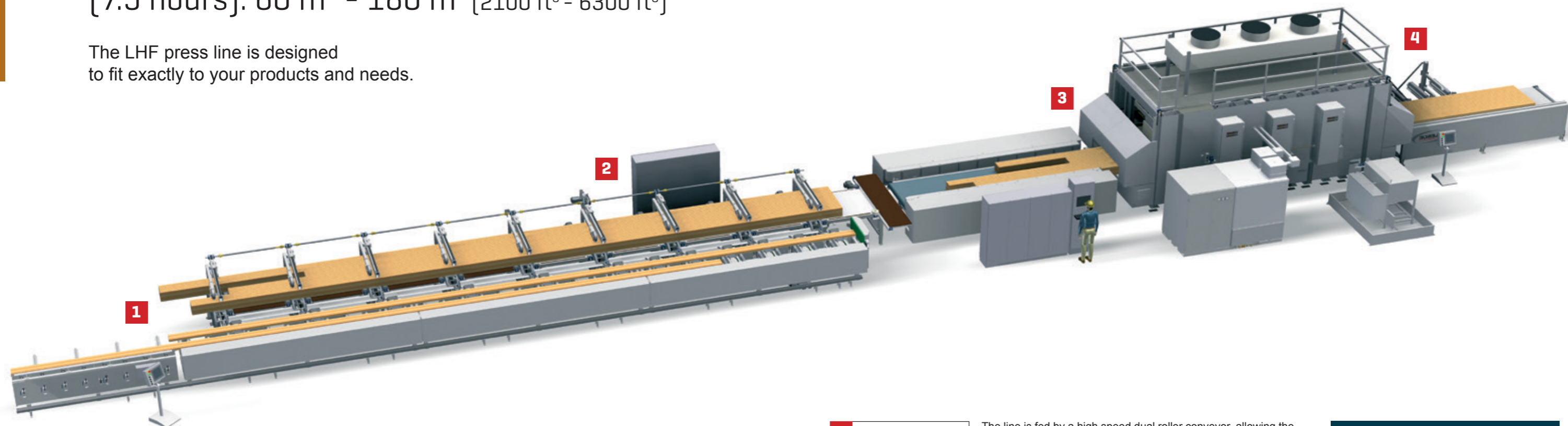


KALLESØE
MACHINERY A/S

CAPACITY

[7.5 hours]: 60 m³ - 180 m³ (2100 ft³ - 6300 ft³)

The LHF press line is designed to fit exactly to your products and needs.



LHF PRESS LINE

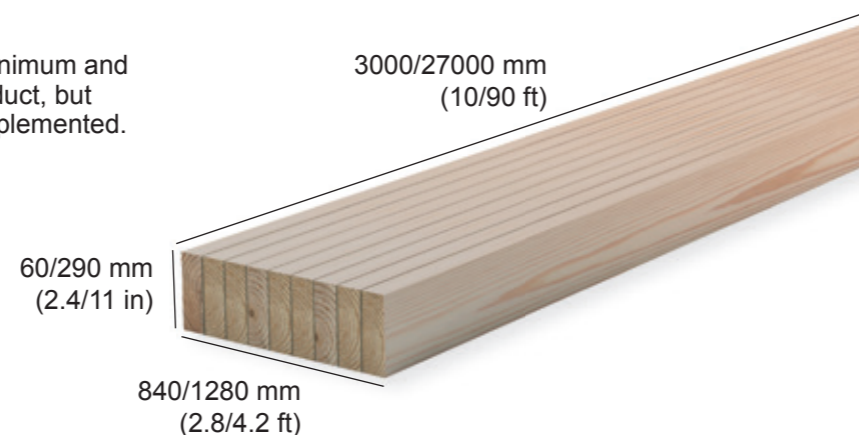
The Kallesoe high frequency (radio frequency) equipment for the production of glulam is a particularly efficient production line capable of operating with very short pressing times for highest output.

The high frequency line can be individually adapted and will typically, as illustrated above, consist of a double roller conveyor, a lay-up system with cross conveying and setting-up device and a high frequency press with infeed and outlet tables.

This production line offers you the most efficient and reliable high frequency system on today's market, ideal for the production of glulam beams of up to 27 meters length.

SPECIFICATIONS

The illustration shows the possible minimum and maximum dimensions of the final product, but special customer demands can be implemented.



The line is fed by a high speed dual roller conveyor, allowing the lamellas to be conveyed to the lay-up system at a quick pace. The lamellas are cross conveyed in two steps, in order to prevent collision during transport.

Leaving the roller conveyors, the lamellas are cross conveyed to the lay-up device, either directly or onto intermediate chain conveyors between.



After the cross conveying, the glued lamellas are raised on edge, straightened and joined together on a belt conveyor where they are efficiently held in place, while subsequent lamellas are added.

When the charge is completed it is led to the inlet conveyor.

The design of the lay-up system is fully tailored to the individual customer needs.



The inlet conveyor in front of the HF/RF-press is equipped with side supports to prevent the lamellas (short lamellas especially) from overturning during transport into the press.

The complete press line is automatically controlled by a central control system in which all data from the glue application and pressing processes are collected and saved.

The press construction is sturdy and strongly built and equipped with a high-performance and reliable high frequency generator, ensuring a rapid curing of the glue.



In order to optimize the production line further to an order-based production, the press can be manufactured with semi-automatic setting of the press height enabling different products to be pressed in rapid succession, and with side pressure widths from 1280 mm and down to 240 mm, so that single and few beams can be produced by themselves according to order. Flexibility is the keyword.

A SOLUTION FROM KALLESOE MACHINERY GUARANTEES:

- Sturdy and reliable products
- Easy and logic operation
- Flexible solutions
- High capacity and low consumption of energy
- Increased production

TECHNICAL INFORMATION

Generator:


200 kW

Capacity per shift (7.5 hours):

60 m³ - 180 m³
(2100 ft³ - 6300 ft³)


ACCESSORY EQUIPMENT

The press line can be adapted and extended with various solutions according to your needs.



IN FRONT OF THE PRESS

the following can be placed (examples):




Sorting equipment
for the optimum sorting
of lamella quality before
further processing of the
wood

Work piece staker
for automatic stacking
and assembling
of work pieces on
pallets

BEHIND THE PRESS

the following can be placed (examples):



Vacuum gantry
for quick and efficient
feeding of lamellas

Saw
for cutting of
work piece ends

