



05/2008-E

Loading lift tables ensure smooth material flows



Loading technology at the highest level

Loading processes require smooth material flows. For this reason, designers and planners throughout the world rely on LAWECO loading lift tables due to their robust design and unlimited functionality.

CUSTOMIZED LOADING POWER
As the requirements of an optimum loading system are different in each company, every LAWECO loading lift table is essentially a custom-made product, i.e. it is precisely tailored to meet your requirements.

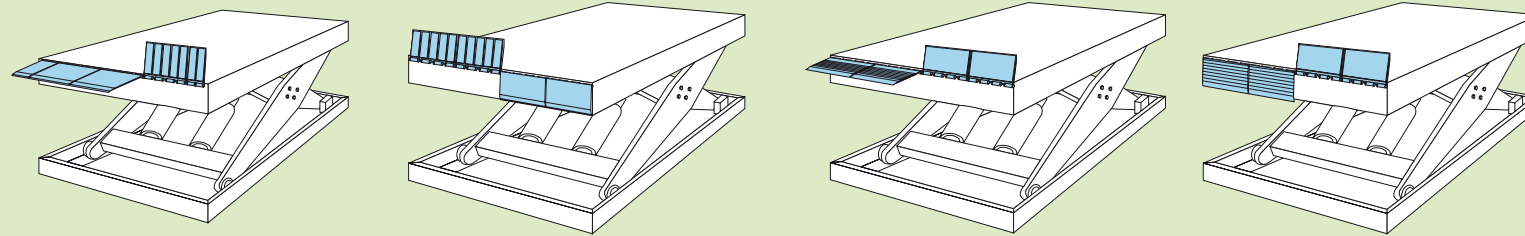
READY FOR OPERATION IN NO TIME AT ALL
We like to keep uneconomical installation times as short as possible. Therefore, we deliver our loading lift tables with a complete installation package ready to install and connect via CEE plugs.

INVITING PRICES
Even though they are individually customized, LAWECO loading lift tables are available at excellent value for money due to their modular design. At the same time, LAWECO guarantees short delivery times and proven LAWECO reliability.

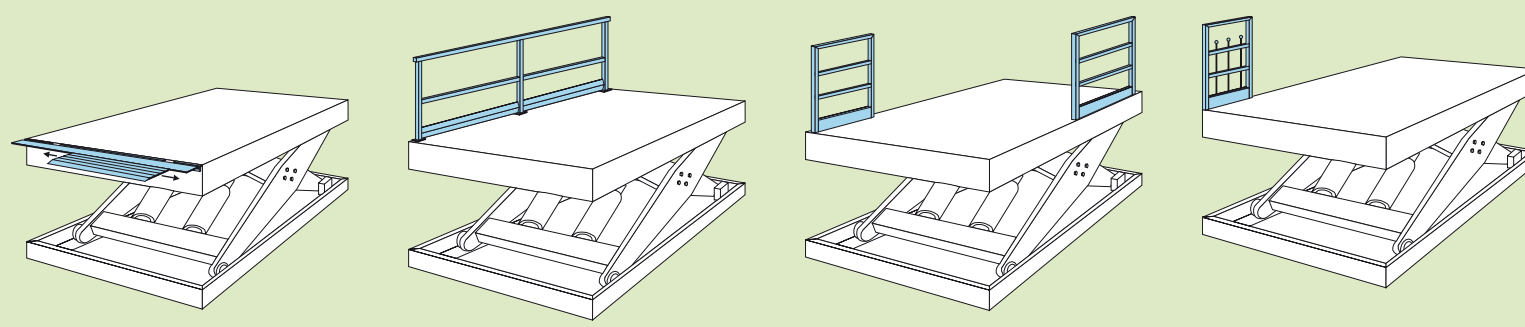
SAFETY THAT YOU CAN RELY ON
The proven quality of LAWECO products guarantees the highest possible operational safety. Our loading lift table are designed to comply with the most stringent safety standards.

- THE LAWECO SAFETY FEATURES AT A GLANCE:**
- all-round safety contact rails on the top frame to protect against crushing
 - deadman control for lifting and lowering
 - maintenance supports designed for maximum bearing capacity
 - pipe rupture protection in the event of a hose leak
 - safety regulations in accordance with the European Machinery Directive EN 1570
 - protection type: IP 54
 - control voltage 24 Volt DC for all functions, incl. solenoid valve

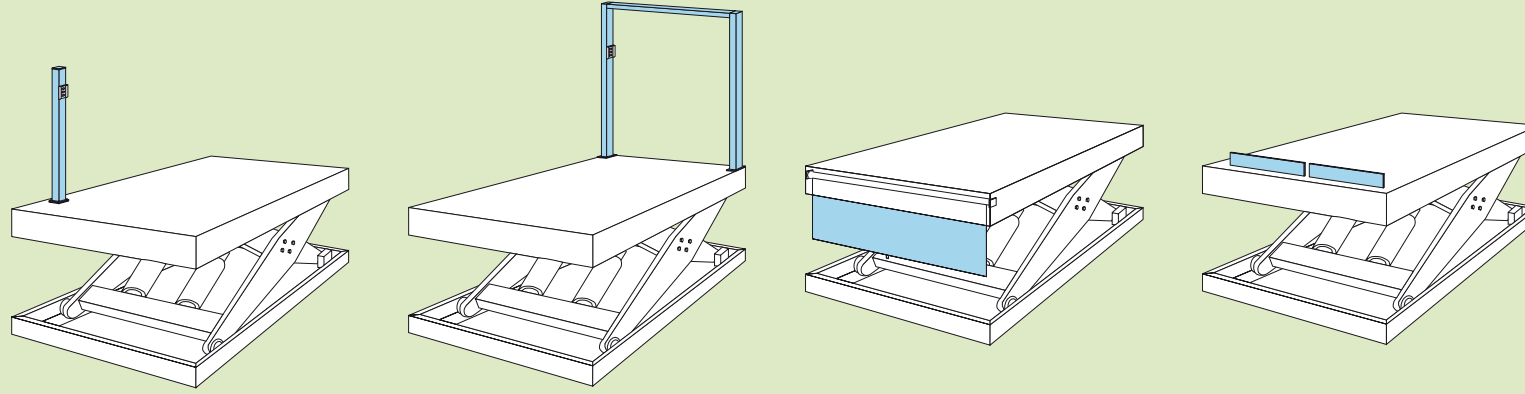
FOR YOUR PLANNING PURPOSES: TOP STANDARDS INCLUDE THE ACCESSORIES



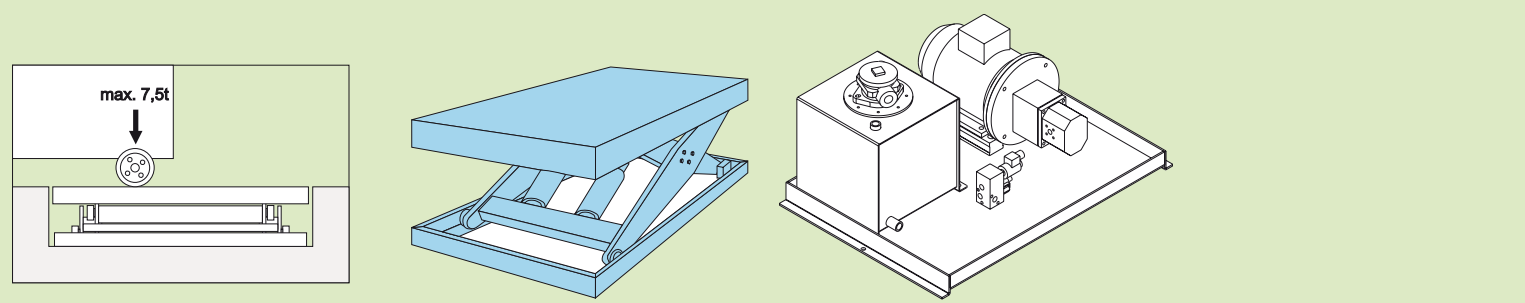
Loading bridge 7°, 15°, steel Loading bridge 7°, suspended, steel Loading bridge 7°, 15°, aluminium Loading bridge 7°, suspended, aluminium



Loading bridge, sliding, aluminium Fixed railing Plug-in railings Plug-in control railings



Control column Gantry frame Protection against access from below Mechanical roll-off protection



Wheel load 7.5 t Hot galvanizing Separate hydraulic power unit



LAWECO LOADING LIFT TABLE
with hydraulic loading bridge, railings and doors



LAWECO LOADING LIFT TABLE
with hydraulic loading bridge, railings and doors



LAWECO LOADING TECHNOLOGY
for floor-level installation



LAWECO LIFT TABLE
for large-area loading



LAWECO STANDARD LOADING LIFT TABLE
with loading bridge



LAWECO LIFT TABLE
with loading bridge, protection against access from below and mechanical roll-off protection



LAWECO LIFT TABLE
with roll-off protection and protection against access from below for transporting scenery (Hildesheim municipal theatre)



LAWECO DOUBLE-DECK SCISSOR LIFT PLATFORMS
with all-round steel structure