

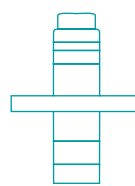
You can make something from this milling pattern.

T12

MARTIN



T12



Spindle moulder

Compact in class,
premium in performance.

The T12 is our compact spindle moulder with all MARTIN premium features. On the one hand its highly functional, but still simple to operate control. On the other hand its uniquely precise and robust engineering. This forms a perfect price/performance ratio. The T12 is the ideal machine for any operation – whether as a cheaper entry point into the MARTIN world of spindle moulders or as an effective supplement for production options in handicrafts and industry. Through its individual adaptation options it is the perfect spindle moulder for the most diverse of application areas. Let yourself be impressed by the compact T12 spindle moulder.



T12 with accessories (further details in the options book)

T1211 | Digital display of the position of the fence jaw (right)

T1240 | Centrex guard

T1245 | Guard for fence



Small but strong.

The mechanical components of the T12 are high quality and designed to last. Despite the small and lightweight-looking compact construction the machine is extremely heavy and robustly built.

Technology of the fence | Standard



Precision and repetition accuracy as standard.

The fence of the T12 which comes from the Premium Class impresses with its complex guides on both sides, which enable a repetition accuracy of ± 0.025 mm almost unheard of in the Premium Compact Class. Through this precision, which also applies for the cutting height, mortising work, for example, can be carried out without problems and with the highest accuracy. In the basic version of the T12 the fence is adjusted by hand wheel according to digital display in the control system and can be completely electronically controlled in one of the motorised variants. If the fence is removed from the machine table, perhaps for curved moulding work, robust but exact mechanical adjustments make laborious referencing superfluous after re-installation.




Tool change in seconds.

For all those who want to change their tools quickly and easily as a unit with the arbor, or who see the spindle moulder simply as an effective supplement to a CNC processing centre, the HSK interface is a perfect accompaniment. Thanks to this technology you can change the tool / arbor unit in a few seconds and save a lot of setup time! In addition you can also implement suitable tools of a CNC processing centre directly on the spindle moulder and so relieve this expensive machine of capacity-consuming traverse moulding jobs.



Spindle moulder with higher flexibility.



[Integral fence jaws](#) | T1242

More flexibility and safety.

The fence opening should always be closed in the best possible way, so that the workpiece can be fed safely along the fence. Both are achieved with the proven integral fence. The bars consisting of existing jaws of hard-coated aluminium can simply be folded into position, released again and also varied in the height position. The bar cartridges are easy to remove, in order to enable working with the prefixed board.



Milling – quick and easy.

With an electric motorised positioning of the fence all settings, which were undertaken with the hand wheel, can be done comfortably and precisely via the control system. With an extraordinarily high repetition accuracy for a Premium Compact Class of ± 0.025 mm the fence can be positioned with absolute accuracy. Even critical settings, such as with mortising, can be precisely positioned.

Speed is everything.

The continuous speed control for the cutter spindle allows the optimum adjustment of the speed in the range from 1,000 to 12,000 rpm – even while running. Through a large speed range alongside slow running profile grinding tools also high speed rotating tools can be implemented without any problems with perfect cutting speeds. With motor powers from 7.5 kW to 11 kW the necessary power is always available.

[Motorised fence positioning](#) | T1212

Robust, solid and durable construction.



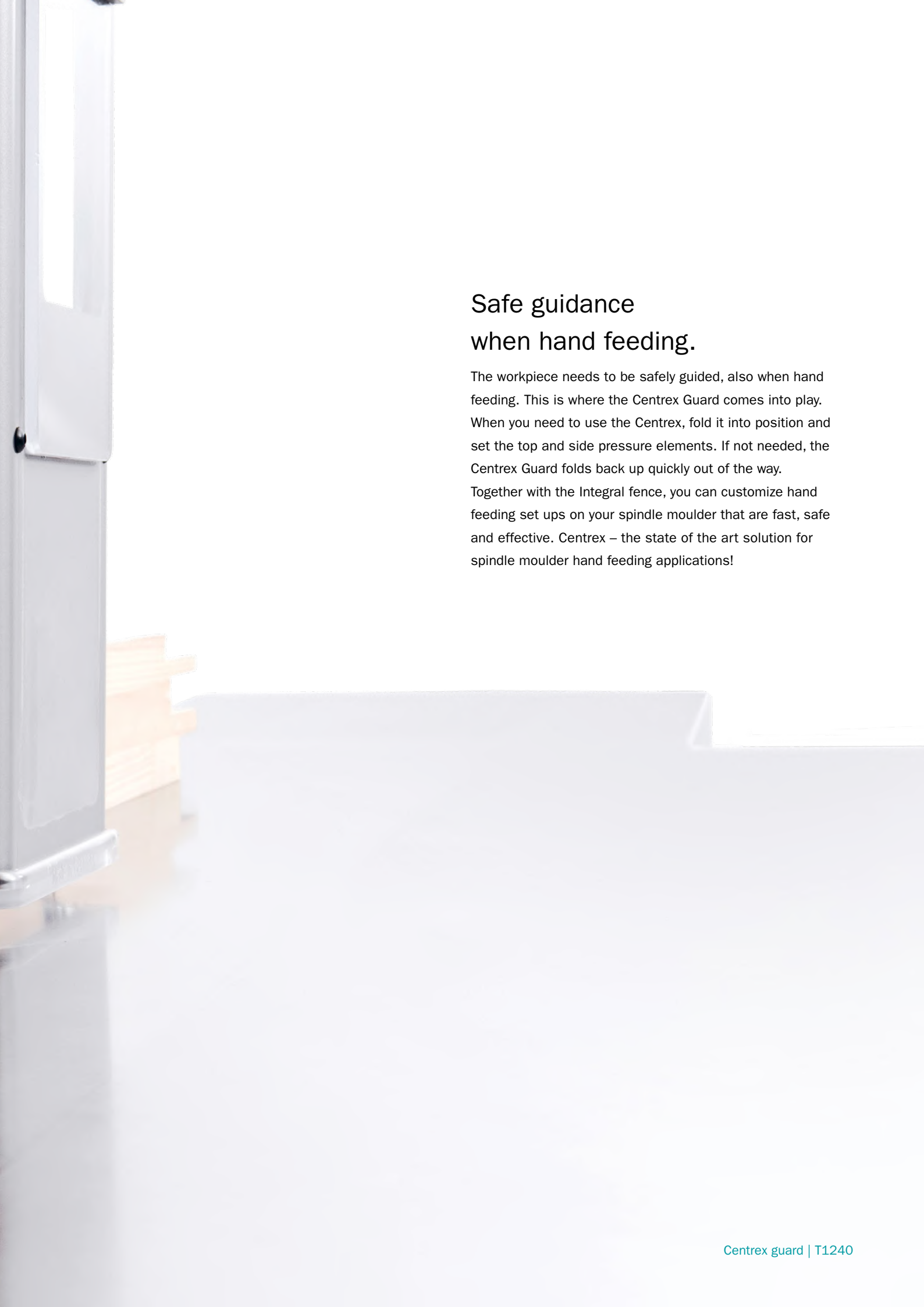
Stable and precise, the T12.

If the T12 appears light and small on the outside, it still weighs a solid 950 kg and convinces through an extraordinary stability. The spindle moulder can thank its solid composite frames for this. Through intelligent connection of the both steel and concrete materials this creates a heavy and robust, but above all vibration-absorbing frame. It forms a perfect base for the strong cast table plate and the elaborately mounted cutter spindle – and so ensures first class working results.



The unique
construction of the
MARTIN composite frames
leads to incomparable
stability.



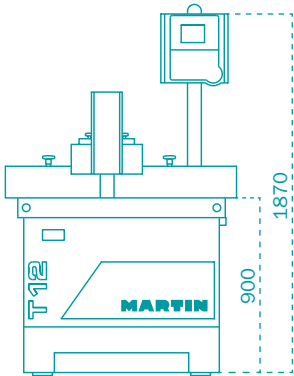


Safe guidance when hand feeding.

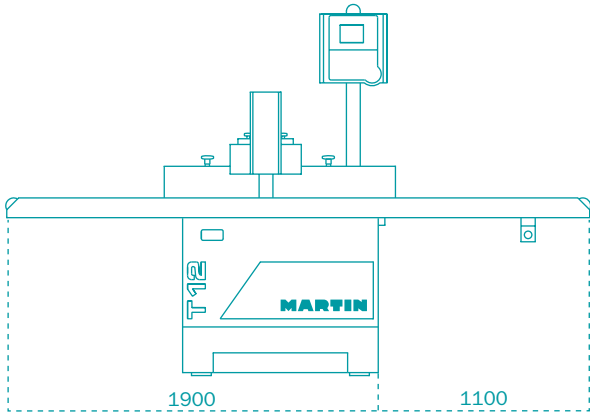
The workpiece needs to be safely guided, also when hand feeding. This is where the Centrex Guard comes into play. When you need to use the Centrex, fold it into position and set the top and side pressure elements. If not needed, the Centrex Guard folds back up quickly out of the way.

Together with the Integral fence, you can customize hand feeding set ups on your spindle moulder that are fast, safe and effective. Centrex – the state of the art solution for spindle moulder hand feeding applications!

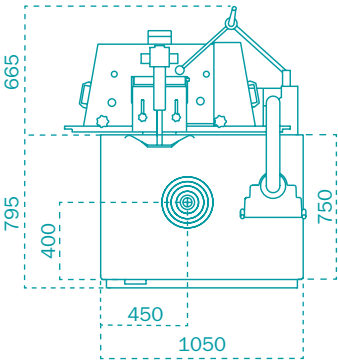
T12 Spindle moulder



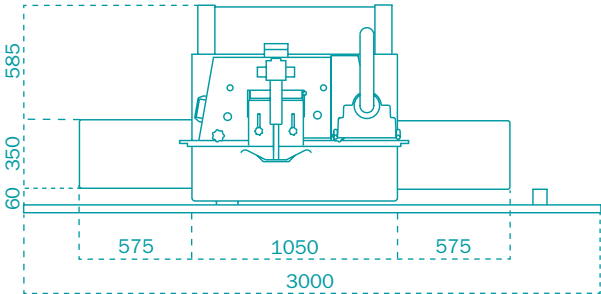
T12 | Side view



T12 | Side view



T12 | Plan view



T12 | Plan view

Technical data

T12 Spindle moulder

T27 Spindle and tilting arbor spindle moulder

Motor power optional	5.5 kW 7.5 kW 11.0 kW continuous: 7.5 kW 9.5 kW	5.0 kW 6.0 kW 7.5 kW 9.5 kW
Control optional	5.7" touchscreen –	5.7" touchscreen 10.4" touchscreen
Control panel	at eye level, inclined, 2x rotation	at eye level, inclined, 2x rotation
Spindle stroke optional	150 mm –	150 mm 125 mm with 7.5 9.5 kW motor
Spindle pivot	– –	T27 Fix: – T27 Flex: $\pm 46.00^\circ$
Rotational speeds optional	3,000 4,500 6,000 8,000 10,000 rpm Cont. speed control 1,000 – 12,000 rpm	3,000 4,000 5,000 6,000 8,000 10,000 rpm Cont. speed control 1,000 – 12,000 rpm
Table opening	255 205 161 106 74 mm	255 205 161 106 74 mm
Display resolution	0.05 mm	0.05 mm 0.01°
Repeat accuracy	± 0.025 mm	± 0.025 mm $\pm 0.005^\circ$
Extraction connections	2 x 120 mm	2 x 120 mm
Weight	approx. 950 – 1,200 kg	approx. 1,200 – 1,600 kg

The machines generate very little dust as per BGI 739-1 Annex 1.

All dimensions in millimetres. Manufactured in Germany.

Dimensions and specifications subject to technical innovation and may be changed without notice.

Illustrations may differ from the original. The binding technical features and equipment are given in the applicable price list.

Visit us at:

Website



Facebook



YouTube



Brochure



Contact us at:

+49 (0) 8332 911 - 0

sales@martin.info

MARTIN