

passi©n for
woodworking

NEW MACHINES
SECOND-HAND MACHINES
SPECIAL MACHINES
SERVICE



PASSION FOR WOODWORKING

WEHRMANN PASSION FOR WOODWORKING



Equal parts consistent and flexible, versatily malleable and with a unique character, firmly rooted in its original area and at home in an international setting: we have a lot in common with the raw material which we have enthusiastically devoted ourselves to the processing of for more than eighty years.

In the process, we have been constantly developing – from a specialist in second hand machines to a high-tech designer of woodworking machines. Your benefits: a partner who offers exactly the solution you need. So that your company always delivers what it promises: wood in its best form.

THERE ARE MANY GOOD REASONS FOR OUR SUCCESS

For continued success, you need commitment and the best ideas. Our employees provide both. For you.



KLAUS-DIETER BÜSCHER
Sales

"Whether it's single machines, complete production lines or service: with the wide range from Wehrmann, I can tackle almost any task for any customer."



RICHARD BRAKWEH
Sales and Service (VITAP)

"As a specialist in VITAP machines, I support customers with this type of machines, from needs analysis through to commissioning."



CHRISTIAN BRUNE
Managing Director

"Wehrmann: your partner for woodworking and furniture production – always there when it gets too complicated for others."



CHRISTIN BOHLMANN
Trainee

"It's good to be an integral part of the team from day one at Wehrmann."



HANS-JÖRG LEUPOLD
Unit Technology

"The same movement 100 times a day? Not at Wehrmann. Likewise, not 08/15. Or to put it another way: we do it right first time."



FRANK HUBEL
Special Machine Engineering

"Building a special machine draws on know-how from many different applications. To develop an effective and resilient solution – that's our aim."



PASSION FOR NEW MACHINES



YOU KNOW WHAT YOU NEED – WE KNOW THE REST

A company's path is seldom an absolutely straight line. Which is fortunate, because it raises its profile over the years as a result. Our foremost value has resulted from many experiences large and small, from triumphs and defeats: we consider the customer's needs without compromise.

We provide manufacturer-independent consulting and thus offer our customers the best new machines. Namely those which exactly meet their requirements. We can provide the complete service package to go with it upon request: removal and trade-in of the old machine, transportation, installation and commissioning of the new machine. And if there should be a problem, we are right on hand with spare parts and qualified personnel.

PROJECT PLANNING – PRODUCTION- READY SOLUTIONS IN ONE PLACE

If a single new machine doesn't tackle your production task, then we put several single machines together for you to form a complete production line – equipped with a central control system. We are happy to take on full coordination of the project with all interfaces for you – regardless of how complex the task is. Give us a call.



01 NEW MACHINES



CNC BORING AND MILLING MACHINE

Make	Type
VITAP	K2 2.0



HALF AUTOMATIC CONTOUR EDGEBOARDING MACHINE

Make	Type
VITAP	ECLIPSE PRO



WIDE BELT SANDING MACHINE

Make	Type
HEESEMANN	MFA Impression



SHRINK FOIL WRAPPING LINE

Make	Type
ERREGI	Compact 250



CORPUS PRESS

Make	Type
ERREGI	Tecnopress VR2



HEATED PRESS

Make	Type
ORMA	NPC/DIGIT 6/95



DOWEL BORING AND INSERTING MACHINE

Make	Type
VITAP	BLITZ



PREHEATING AND SERVICE TABLE FOR GLUING UNITS

Make	Type
WEHRMANN	VHT



CHIPPER

Make	Type
REINBOLD	AZR 1000



CNC WORKING CENTER

Make	Type
BUSELLATO	JET OPTIMA P



MOBILE EXTRACTION DEVICE

Make	Type
SCHUKO	Vacomat 350 XP

ELEVEN VARIANTS FROM AN INFINITE VARIETY OF OPTIONS

You did not find a new machine that suits your requirements among the standard solutions shown here? We will be happy to help you find the right one. Get in touch with us!

To view our full range of new machines, please visit:
www.wehrmann-maschinen.de

You need personal advice?
Just call us on: **+49 (0) 52 63 / 41 - 0**



PASSION FOR SECOND HAND MACHINES



CUSTOMISABLE AND DELIVERED TO YOU QUICKLY: FIRST CHOICE FOR SECOND HAND

A company is well-positioned when its own traditions also keep their place alongside forward-looking ideas. We have our roots in the field of second-hand machines. Here, we score with experience and an excellent network. And you benefit from it.


Good second-hand machines are often the quick solution for your production tasks. We have plenty of standard machines in our warehouse but are happy to adapt our second-hand machines to suit your requirements. You can also get the full package of transport, removal and installation, and commissioning from us upon request. In addition, we are happy to take your old machine as a trade-in.

PUT TO THE TEST

Want to know exactly what your new second hand machine can do? Our second-hand machines are delivered with full functional testing upon request – in excellent quality at an attractive price. Depending on the customer's requirements, they are also factory reconditioned and in as-new condition.



02 SECOND-HAND MACHINES



CNC WORKING CENTER

Make	Type
WEEKE	BHC Venture 5M



SINGLE SIDED EDGEBANDING MACHINE

Make	Type
IMA	Novimat Concept I/G80/540/R3



DOWEL BORING MACHINE

Make	Type
WEEKE	Optimat BST 500/D



HORIZONTAL PANEL SAW

Make	Type
HOLZMA	HPP 350



VACUUM PRESS

Make	Type
BÜRKLE	BTF 1528-1400 Flowline



WIDE BELT SANDING MACHINE

Make	Type
BÜTTERING	Optimat SCO 213/QC/DIA



THICKNESSER

Make	Type
MARTIN	T 45



DOUBLE END TENONER

Make	Type
IMA	FBA/II/R75/320



TABLE MOULDER

Make	Type
MARTIN	T 25



SINGLE SIDED EDGEBANDING MACHINE

Make	Type
HOMAG	KAL 310



CNC WORKING CENTER

Make	Type
IMA	BIMA 410/V

ELEVEN OUTSTANDING EXAMPLES FROM OUR EXTENSIVE PRODUCT RANGE

You did not find a machine that suits your requirements among the used machines shown on here? We will be happy to help you find the right one. Get in touch with us!

To view the full range of used machines, please visit: www.wehrmann-maschinen.de

You need personal advice?
Just call us on: +49 (0) 52 63 / 41 - 0



PASSION FOR SPECIAL MACHINES



THE RECIPE FOR SUCCESS FOR INNOVATIVE DESIGNS – YOUR REQUIREMENTS & OUR KNOW-HOW

Development is a key element of our company – at a higher level, but also in a very concrete manner: having started with smaller adjustments to our customers' specific production processes, we are now specialists in special machine building. Our special machines are unique pieces of high tech equipment – built exactly as specified by our customers' requirements, right down to the smallest details.

Whether it's for processing insulation materials, chipboard or floor panels made from calcium sulphate, straight or curved: we are unbeatable, particularly in the field of edge processes – even internationally. Quality bonus: we work with internationally acclaimed suppliers – this guarantees durability and a low-maintenance life cycle.

IN FOCUS: YOUR REQUIREMENTS


The central point of all good special machines is the product which will be produced. Our experts analyse all of the requirements relating to the workpiece and design exactly the right solution. We are always guided by your demand for quality and productivity in the process.



EDGE SEALING WITH SUBSEQUENT POSTFORMING

A double end profiler is used before a surface lamination system in this line. The lamination system applies a film to the top and bottom which is then folded down in the edge area in a subsequent postforming machine. The machines have central width adjustment and are centrally controlled.

Exact spacing thanks to transport technology with servo drives





The rolling feed chain guarantees the highest precision and durability



Width adjustment is done, coordinated with the lamination machine, from the middle out

A cooling and smoothing zone creates a perfectly smooth surface after sealing

CHIPBOARD WITH AN INNOVATIVE REFINED SURFACE


The fully wrapped chipboard panels are used for countless purposes in furniture production. The compressed and smoothed narrow edge area significantly increases the value of this workpiece.



DOUBLE END PROFILER FOR RAISED ACCESS FLOOR PANELS

This formatting machine was precisely integrated into an existing production line. The system can be used to precisely format raised access floor panels and cut them diagonally, optionally also with edging. The parts are rapidly turned in very little space between the longitudinal and transverse processing machines. A newly developed unit for locking grooves uses the in-line method at a point where the customer previously required a stationary machine.

The transport technology is integrated into the central line control



Ergonomic safety and
extraction hoods



Milling unit for
the highest loads

Turning device for
heavy workpieces

The "sniper" unit mills locking
grooves using the in-line method

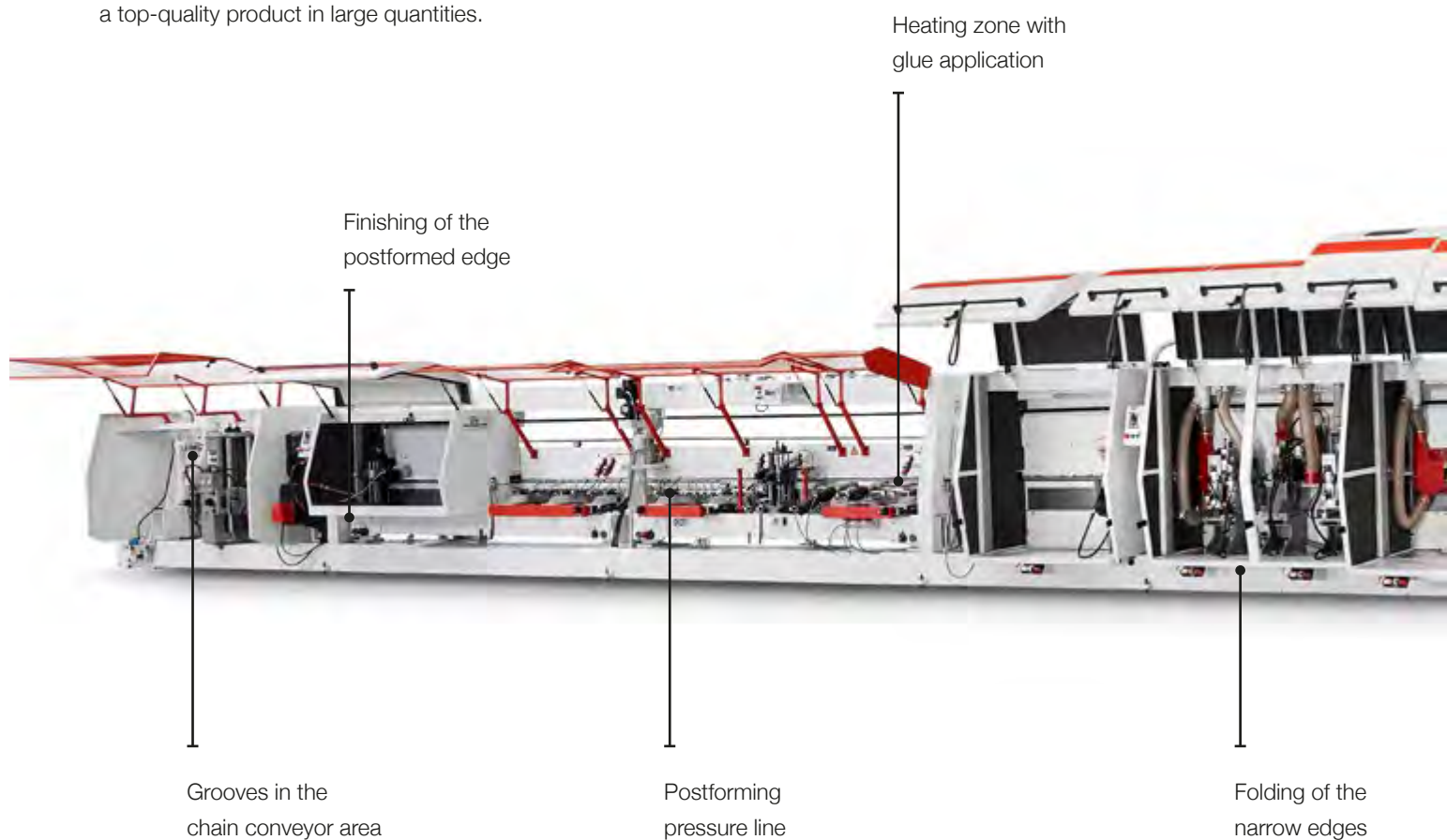
RAISED ACCESS FLOOR PANELS WITH PERFECT QUALITY AND GEOMETRY

In order to ensure seamless laying even over large areas you need formatting machines which achieve a perfect diagonal cut and high-quality edging with a high cycle speed. The solidly built Wehrmann edge processing machines with rolling feed chain achieve this.




DIRECT POSTFORMING MACHINE FOR CURVED LIGHTWEIGHT COMPONENTS

Curved furniture parts are directly postformed with this machine. The specially designed workpiece feed system allows for the processing of various radii – continuously and centrally adjustable. High-precision units and an innovative forming pressure line guarantee a strong result: a top-quality product in large quantities.





Spacious hoods in combination with individual extraction hoods offer space and optimal chip removal



Long stop with alignment for safe workpiece feeding


A vacuum guides the overhang during the milling process

High-performance milling motors operate in the 100th range

Control system with individual menu navigation

LIGHTWEIGHT COMPONENTS WITH PERFECT CURVES

Curved fronts are used particularly often in caravan construction. The surfaces here are made from a wide variety of materials; a lightweight building board generally provides the core. The postformed edge area gives the workpiece a harmonious, continuous look. On the front side, there is a seamless transition from the surface to the edge.





PASSION FOR SERVICE



OUR SERVICE – YOUR PRODUCTION RELIABILITY

Procurement of a production machine costs a lot of money. For it to run reliably during day-to-day production is practically priceless. In order to ensure this, we offer you solution-oriented service, as well as experienced and dedicated specialists to carry it out for you.

Repairs, inspections and the implementation of machines or entire production lines number among our day-to-day tasks which we always tackle very specifically. To this end, we are quickly on site both nationally and internationally – and we have only one thing in mind: your productivity.

IN SERVICE FOR YOU

Our installers have the right spare parts and prepared replacement units in their suitcase, so to speak, meaning that a repair is done in a very short space of time and your productivity is restored as quickly as possible.



INSPECTION: COMPETENT SUPPORT

Actively promote your production reliability – because trust is good, but professional control is smarter. Our specialists inspect your machines at trouble spots and point out weaknesses – before they result in a significant production stoppage. Another plus: maintenance which is continually carried out ensures the full capacity of your machine over the years.



REPAIR: PROFESSIONALLY RESTORED

In the event of a crash, a fire or an accident, rapid assistance is required. Regardless of the cause: if you have a machine breakdown, then we stand ready with technical expertise and the right spare parts. At Wehrmann, we have several thousand spare units on hand. An available second-hand unit can thus immediately be reconditioned and prepared for use on your site – in a fraction of the delivery time for a new unit.



CHAIN RECONDITIONING: QUICKLY REPLACED

The heart of your edge processing machine is the feed chain. If this isn't running perfectly, that always has a direct effect on the quality of your product. From us, you get prepared replacement chains in OEM quality, which we quickly install in your machine if the situation arises. In the process, we also set your machine up optimally for parallel and angled cutting. Your benefit: the production quality and manufacturing flow are restored – almost overnight.



REMOVAL & INSTALLATION: PROFESSIONALLY INSTALLED

Our experts remove your single machines or entire production lines. In their bag: the special equipment required for this and routine aplenty. We also look after all of the logistics – appropriate transport vehicles and any customs arrangement which may be required. If your machines or systems should be stored, we ensure rapid recommissioning.



UNITS AND SPARE PARTS: ORIGINALS INSTALLED

We provide you with original spare parts for almost all common machines which are used in furniture production. We have a particularly wide range available for edge processing machines: there are more than 5000 units for this type of machine alone in our warehouse. We also have spare parts and units ready for older machines. We recondition units and modify them for your particular application as required.



STORAGE: KEPT SAFE

We have plenty of space in our bright and modern warehouses for storing and safeguarding your machines: more than 10,000 square metres to be precise. Our expert technicians ensure that your single machines or entire production lines are quickly and professionally put into temporary storage.





Wehrmann Holzbearbeitungsmaschinen GmbH & Co. KG

Dieselstraße 1, 32683 Barntrup

Tel.: +49 (0) 52 63 / 41 - 0

Fax: +49 (0) 52 63 / 41 - 170

info@wehrmann-maschinen.de

www.wehrmann-maschinen.de

