



START
PRECISION
CUTTING
NOW.







ALTENDORF®

THE NEW START 45.

START CUTTING FOR YOUR PURPOSE.

The new **START 45** allows you to cut **solid wood, plastics** and **aluminum*** just as easily and precisely as you can cut **all sorts of panels**. The **sliding table** always guarantees a **straight cut**. This means you're in a position to match your customer's most demanding requirements whether you're in architectural woodworking, kitchen construction, shop fitting or any other sector where you need a machine which you can trust to offer you precision, ease of operation and versatility. Start smart, get cutting with the incomparably flexible **START 45**.

*Special dust unit may be required.





HEIGHT ADJUSTMENT: 0–115 mm. TILT ADJUSTMENT: 0–45°.

The START 45's easy-to-use adjustments mean that you can cut vertically and at an angle with the same flexibility whether you're cutting large panels to exact size or using special applications like grooving or concealed cuts.



**RIP FENCE WITH FINE ADJUSTMENT.
CUTTING WIDTH UP TO 1300 mm.**

Ripping long workpieces and cutting workpieces to size (in combination with the crosscut fence) are a pleasure when using the smooth running rip fence. The rip fence is simply and precisely set using measuring tape and exact fine adjustment.



SLIDING TABLE

The easy running sliding table (vertical system) guarantees an exact straight cut every time. It can be locked at any position along its stroke and makes it easy to cut large panels to precise final dimensions.




SINGLE SIDED MITRE FENCE

The single sided mitre fence enables precise cutting of mitres. It is easy to set and can be positioned on the sliding table with the minimum of effort.



CROSS-CUT FENCE

The crosscut fence is the key to the everyday precise square cutting of workpieces of different widths and lengths. It can easily be moved from the back to the front position for different applications.



MACHINE SPECIFICATION	
Sliding table length, vertical guidance system	3200 mm
CE execution	yes
Main motor, 400V, 50Hz, three phases, 4 450 rpm*	5.5 kW
Diameter of main saw shaft	30 mm
Max. saw blade diameter	350 mm
Max. depth of cut	115 mm
Height adjustment	manual
Tilt adjustment (0–45°)	manual
Cutting width rip fence	1300 mm
Scorer	0.5 kW
Diameter scoring saw blade	120 mm
Diameter of scoring shaft	20 mm
Single sided mitre fence	yes
Weight	> 750 kg
Machine table height	892 mm

*Special voltage on request.

Made for Altendorf. Manufactured in Europe.

Wilhelm Altendorf GmbH & Co. KG · Wettinerallee 43/45 · 32429 Minden · Germany
 Phone +49 571 9550-0 · Fax +49 571 9550-111 · info@altendorf.de · www.altendorf.com