



#### Metric / Imperial

Dust Collection Hole x Suggested Power

Ø125mm / 65" x 5HP

Pressure Roller / Dia

8pcs / Ø70mm / Ø2.8"



- Dual Chain Conveyor
- 100% Chain Guide Rails
- 9 V-shaped Ways

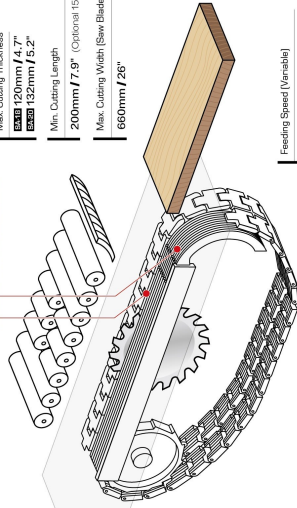


Table Surface

2000 x 1190mm / 79 x 47"

Spindle Speed

3000rpm

Spindle Power

15HP (Optional 20HP)

Feeding Power

2HP (Optional 2HP Inverter)

Saw Blade Dia. x Bore

Ø355-510mm x 50.8mm / Ø14-20" x 2"

Feeding Speed (Variable)

11-26m/min / 36-85ft/min

Feeding Speed (Inverter)

11-26m/min / 36-85ft/min (Optional)

[www.XtraSharp.co](http://www.XtraSharp.co)

XtraSharp Machinery Co., Ltd.

No.145, Lane 565, Pu Yu St.,

Feng Yuan, Taichung 40702, Taiwan

E: [william@XtraSharp.co](mailto:william@XtraSharp.co)

M: +32 496 77 96 78 (Belgium)



# XtraSharp

ADVANCED BOTTOM RIP SAW

SA-18/20 SERIES

-XP: CE Certification

-XS: UL/CSA Certification

We Cut Straight!

## Advanced Bottom Rip Saw




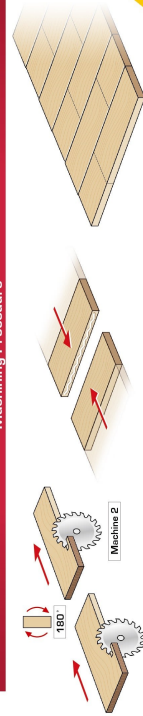
Perfect Joining Accuracy!



#### User Experience

- Profile: Solid wood panel producer
- Location: England
- Configuration: 2 advanced bottom rip saws in series
- Material: Pre-planned lumber on top and bottom surfaces
- Cutting dimensions: 100mm (W) x 60mm (H) x 600mm (L)
- Capacity: 2000 PCS/hour @ 20m/min (Excluding loading time)

#### Machining Procedure



CE Side Guard

Anti-kickback Fingers  
(Bottom/Top) for Safer  
Feeding Operations

Ruggedly Built  
FC 28-30 Cast Column  
with Worm Gear System  
for Elevation

Feeding Speed  
Controlled by Inverter

CE Locking System  
for Access Door to  
the Saw Blade

Robust Machine Body  
Designed with Welded  
Steel Frame

Dual-purpose  
Light Fence for  
Ripping & Splitting

Centralized Auto  
Lubrication

CE Electrical  
Cabinet, incl.  
Safety Relay,  
Emergency  
Stop and  
Power Lock

For more details, visit [XtraSharp.co](http://XtraSharp.co)