



**Metric / Imperial**

Dust Collection Hole x Suggested Power

Ø125mm / Ø5" x 5HP

Pressure Roller / Dia.

6pcs / Ø70mm / Ø2.8"

Single Chain Conveyor

Cast Iron Guide Rails  
9 V-shaped Ways

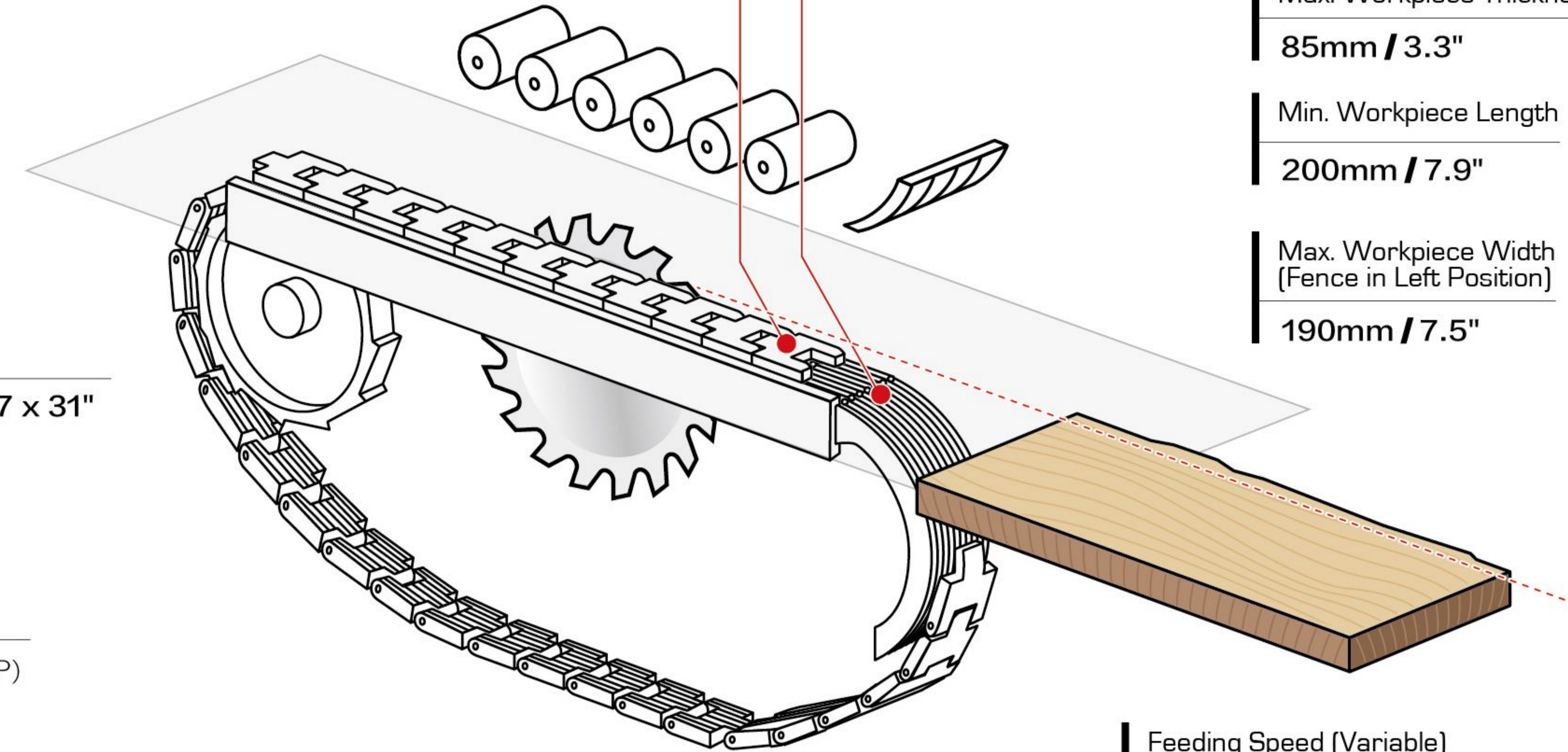


Table Surface

1700 x 800mm / 67 x 31"

Spindle Speed

4750rpm

Spindle Power

7.5HP (Optional 10HP)

Feeding Power

1HP (Optional 1HP Inverter)

Saw Blade Dia. x Bore

Ø305mm x 25.4mm / Ø12" x 1"

Feeding Speed (Variable)

12~24m/min / 39~79ft/min

Feeding Speed (Inverter)

11~26m/min / 36~85ft/min (Optional)



Machine Size [ L x W x H ]

1950 x 1265 x 1430mm / 77 x 50 x 56"

Packing Size [ L x W x H ]

1990 x 1305 x 1530mm / 78 x 51 x 60"

N.W. / G.W.

973 / 1100kg / 2150 / 2430lbs

Max. Workpiece Thickness

85mm / 3.3"

Min. Workpiece Length

200mm / 7.9"

Max. Workpiece Width  
(Fence in Left Position)

190mm / 7.5"

# XtraSharp

**We Cut Straight!**

COMPACT BOTTOM RIP SAW  
**SA-12** SERIES

-XP: CE Certification

-XS: UL/CSA Certification



**www.XtraSharp.co**

XtraSharp Machinery Co., Ltd.  
No.145, Lane 565, Pu Tsu St.,  
Feng Yuan, Taichung 42072, Taiwan

T: +886-4-2522 5898  
F: +886-4-2524 5820  
E: william@XtraSharp.co

M: +886 956 00 75 03 (Taiwan)  
M: +32 496 77 96 78 (Belgium)

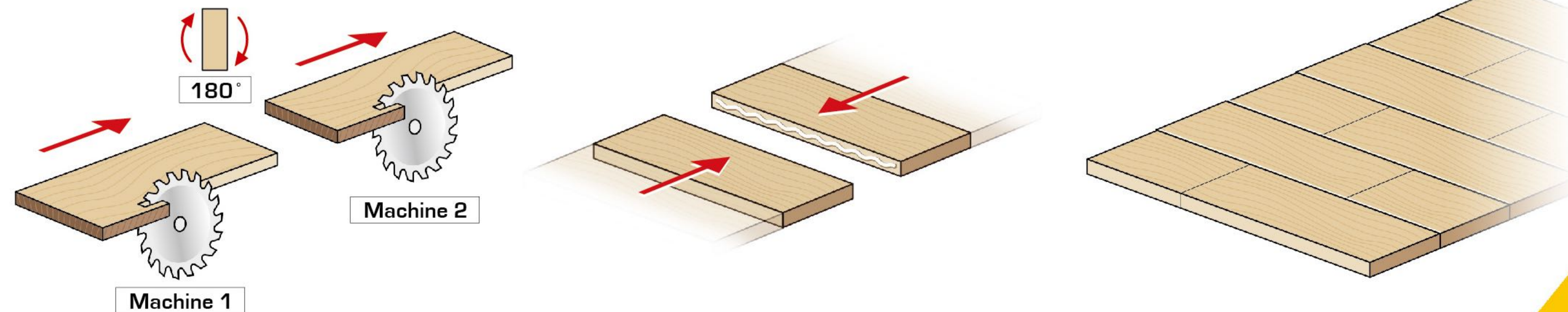


# Compact Bottom Rip Saw

## User Experience

- Profile: Furniture manufacturer
- Location: Vietnam
- Configuration: 2 compact bottom rip saws in series
- Material: Pre-planed lumber on top and bottom surfaces
- Cutting dimensions: 90mm (W) x 50mm (H) x 1100mm (L)
- Capacity: 1090 PCS/hour @ 20m/min (Excluding loading time)

## Machining Procedure



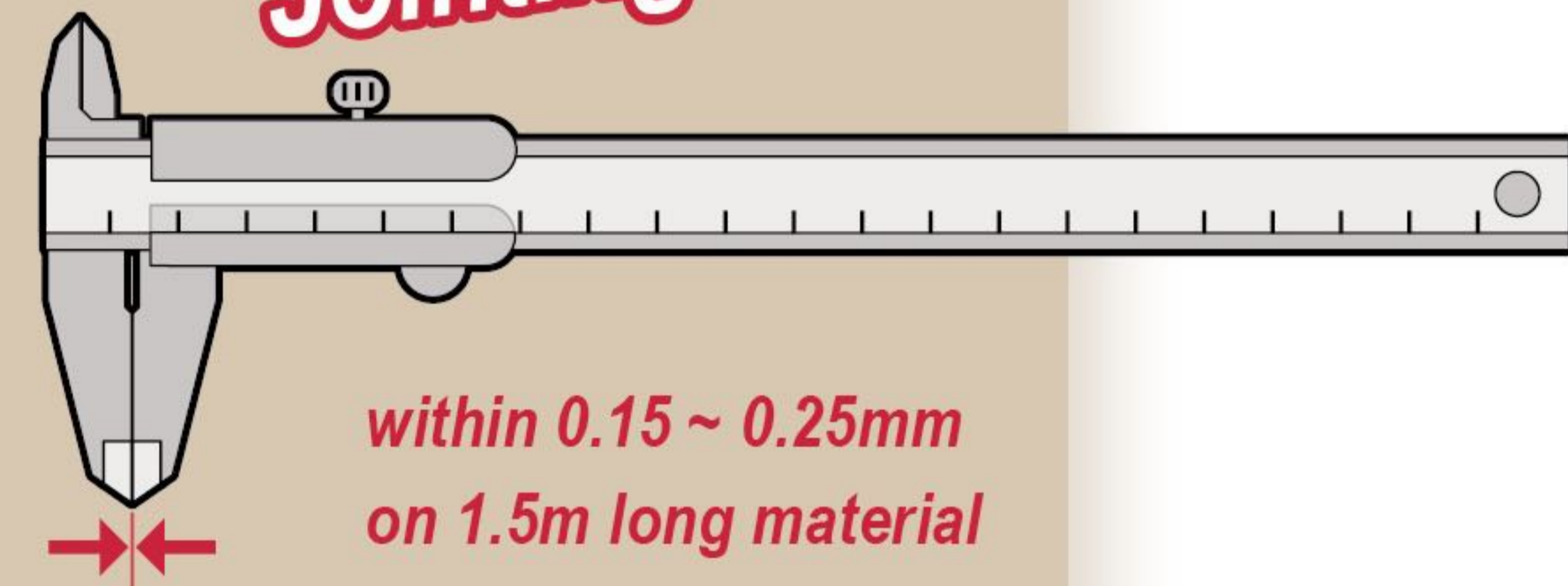
Sawing

Gluing

Assembly

Finished Product: Beech Table Top

Perfect Jointing Accuracy!



within 0.15 ~ 0.25mm  
on 1.5m long material

CE Side Guard

Anti-kickback Fingers  
(Bottom/Top) for Safer  
Feeding Operations

Ruggedly Built  
FC 28-30 Cast Column  
with Worm Gear System  
for Elevation

CE Electrical  
Cabinet, incl.  
Safety Relay,  
Emergency  
Stop and  
Power Lock

CE Locking System  
for Access Door to  
the Saw Blade

Robust Machine Body  
Designed with Welded  
Steel Frame

Light Fence for  
Ripping Edges

Centralized Auto  
Lubrication