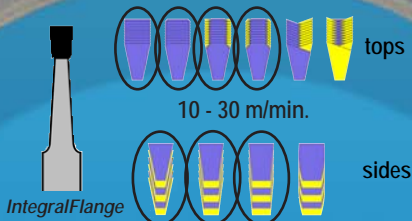




Splitting saws for 25mm (1") depth of cut

SUPER THIN SAWS
INCORPORATED



various standard bores

for pre-planed kiln-dried woods - some species may need heavier

Diameter	Kerf	Z	1 piece
180mm (7")	1.0mm - 1.6mm	24 - 30	\$292
200mm (8")	1.0mm - 1.6mm	24 - 36	\$292
225mm (9")	1.0mm - 1.6mm	24 - 40	\$292

0.15mm - 0.40mm tip-to-body (ea. side)

see other pages
for VOLUME DISCOUNTS
and OPTIONAL EXTRAS

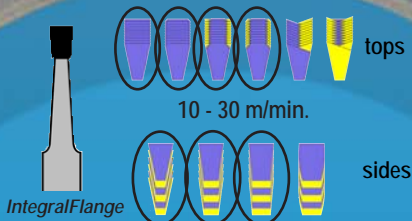


For best performance insure that your saws receive top quality:

- Straightening
- Flattening
- Tensioning
- Grinding
- Retipping

For more information:
www.superthinsaws.com
sales@superthinsaws.com
 1 (800) 541-7297 (N. America)
 +1-802-244-8101
 or elsewhere in this catalog

Splitting saws for 60mm (2¼") depth of cut

SUPER THIN SAWS
INCORPORATED



various standard bores

for pre-planed kiln-dried woods - some species may need heavier

Diameter	Kerf	Z	1 piece
225mm (9")	1.2mm - 2.0mm	24 - 36	\$319
250mm (10")	1.2mm - 2.0mm	28 - 48	\$328
300mm (12")	1.3mm - 2.2mm	30 - 54	\$350

0.15mm - 0.40mm tip-to-body (ea. side)

see other pages
for VOLUME DISCOUNTS
and OPTIONAL EXTRAS

For best performance insure that your saws receive top quality:

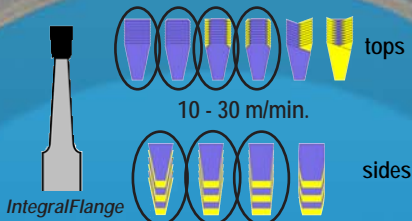
- Straightening
- Flattening
- Tensioning
- Grinding
- Retipping

For more information:

www.superthinsaws.com
sales@superthinsaws.com
 1 (800) 541-7297 (N. America)
 +1-802-244-8101
 or elsewhere in this catalog

Splitting saws for 40mm (1½") depth of cut

SUPER THIN SAWS
INCORPORATED



various standard bores

for pre-planed kiln-dried woods - some species may need heavier

Diameter	Kerf	Z	1 piece
200mm (8")	1.1mm - 1.8mm	24 - 30	\$292
225mm (9")	1.1mm - 1.8mm	24 - 36	\$292
250mm (10")	1.1mm - 1.8mm	24 - 40	\$299

0.15mm - 0.40mm tip-to-body (ea. side)

see other pages
for VOLUME DISCOUNTS
and OPTIONAL EXTRAS

For best performance insure that your saws receive top quality:

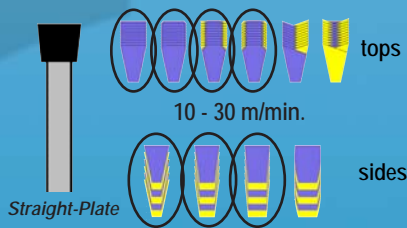
- Straightening
- Flattening
- Tensioning
- Grinding
- Retipping

For more information:

www.superthinsaws.com
sales@superthinsaws.com
 1 (800) 541-7297 (N. America)
 +1-802-244-8101
 or elsewhere in this catalog

Straight-Plate Edging Saws (can be used in pairs)

SUPER THIN SAWS
INCORPORATED



various standard bores
for pre-planed kiln-dried woods - some species may need heavier kerfs

Diameter	Kerf	Ʒ	1 piece
180mm (7")	3mm - 4mm	24 - 36	\$94
200mm (8")	3mm - 4mm	24 - 36	\$99
225mm (9")	3mm - 4mm	24 - 36	\$99
250mm (10")	3mm - 4mm	28 - 40	\$99

For best performance insure that your saws receive top quality:

- Straightening
- Flattening
- Tensioning
- Grinding
- Retipping

For more information:
www.superthinsaws.com
sales@superthinsaws.com
 1 (800) 541-7297 (N. America)
 +1-802-244-8101
 or elsewhere in this catalog

0.15mm - 0.50mm tip-to-body (ea. side)

see other pages
for VOLUME DISCOUNTS
and OPTIONAL EXTRAS