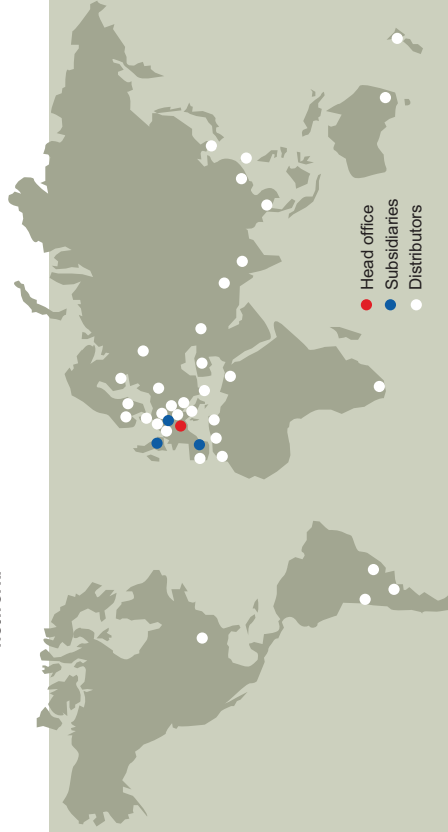


Since its creation in 1958, SIEBEC has been designing and manufacturing in France a wide range of pumps and filters for industry as well as mini-stations for treating industrial effluents.



The SIEBEC Group is present in more than 40 countries through its subsidiaries and its distributor network.



SIEBEC S.A.
ZAC Vence Ecoparc
9 rue des platanes
38120 ST-EGREVE
FRANCE
Tel : +33 (0)4 76 26 12 09
Fax : +33 (0)4 76 27 04 82
siebec@siebec.com


SIEBEC U.K. Ltd
Unit 3 - ST Alban's Business Park
ST ALBAN'S RD
STAFFORD - ST16 3DR
U.K.
Tel : +44 (0)1785 227 700
Fax : +44 (0)1785 246 006
sales@siebec.co.uk

SIEBEC GmbH
Im Grund 11 Postfach 57
75042 Walzbachtal
DEUTSCHLAND
Tel : +49 (0)7203 91 30 0
Fax : +49 (0)7203 91 30 50
info@siebecgmbh.de

Productos Galvanizados Siebec
Enric Morera 14, 4°
08950 ESPLUGAS DE LLOBREGAT
BARCELONA
ESPAÑA
Tel : +34 902 03 06 40
Tel : +34 93 372 20 24
Fax : +34 902 03 06 50
ventas@siebec.com


www.siebec.com

MECHANICAL
MACHINING



MINIPURE®
STATION FOR THE TREATMENT OF CUTTING
AND PROCESS FLUIDS




Machining of aluminium, copper, cast iron and steels
Machining of plastics and composite materials
Deep hole drilling
Spark machining
Vibratory finishing
Water jet cutting



www.siebec.com

The machines of the MINIPURE range eliminate all micro-cuttings, fine, solid particles and whole, free-floating oils or oils in emulsion used for lubricating the machine (soluble oils) continuously. Also suitable for spark machining, water jet cutting, etc.

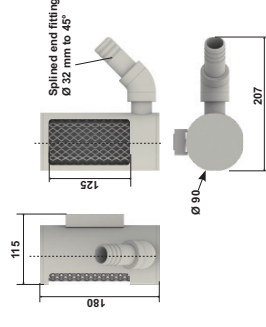


Highly compact, mobile system which is easy to adapt to any type of machine.



ADVANTAGES

The continuous elimination of all pollutants in the cutting and process fluid ensures the following:


- Control of cutting conditions
- Improving the quality of the parts produced
- Limiting the wear or breakage of cutting tools (tools with centre cooling)
- Avoiding the clogging of the original filters of machines, which are generally undersized
- Increasing the lifetime of cutting fluids
- Eliminating odours due to the development of bacteria
- Reducing your consumption of new cutting fluids
- Limiting the cost of the disposal of spent fluids
- Increasing productivity by eliminating tank cleaning operations and machine downtime.



The options


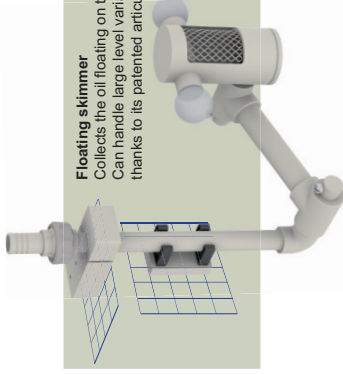
Splined end fitting
Ø 32 mm to 45°

SURFACE SKIMMER
Very easy to install in the oil tank using the magnetic bracket. Specially designed for collecting floating oil by siphoning. Fitted with a removable pump protection strainer for stopping large pieces of swarf. This strainer is removed when using a BAG-TECH.



Floating skimmer

Collects the oil floating on the surface. Can handle large level variations, up to 240 mm, thanks to its patented articulated design.



Drain valve
Used to drain the tanks quickly.

Splined end fitting
Ø 20 mm




PROTECTION KIT AGAINST DRY RUNNING

Protects the pump against usage malfunctions (major air bleeds, clogged bag, cavitation, etc)




Spraying kit.

For cleaning parts, tools and the inside of the machine with regenerated soluble oil



CHASSIS WITH WHEELS



Solutions for technical filter media for your applications




OIL-TECH container

Let the cutting fluid flows into the container which is filled with a charge of micro fibres in a canvas bag which is easy to remove in order to replace the charge of micro fibres.

The micro fibres have great holding for hydrocarbon grease.

They are hydrophobic and do not absorb water nor emulsified cutting fluid.


On average, a charge of 11 litres micro fibres (approximately 0.7 Kg) recovers 6 litres of oil.



FIL-TECH cartridge (interchangeable with the OIL-TECH container)

Very high capacity filter cartridge (5 m² of filter surface). Washable and reusable, simple to install and remove without tools.

Filtration rating of 5-20 microns, depending on the application.



BAG-TECH pre-filtration bag

It is used to collect the largest cuttings. Filtration rating of 150 to 600 microns. Washable and reusable.

MINIPURE IN ITS WORKING SITUATION



SOLUBLE OIL APPLICATION

Initial conditions


- Significant presence of floating neat oil or large pieces of swarf.



After 20 minutes use of the Minipure.



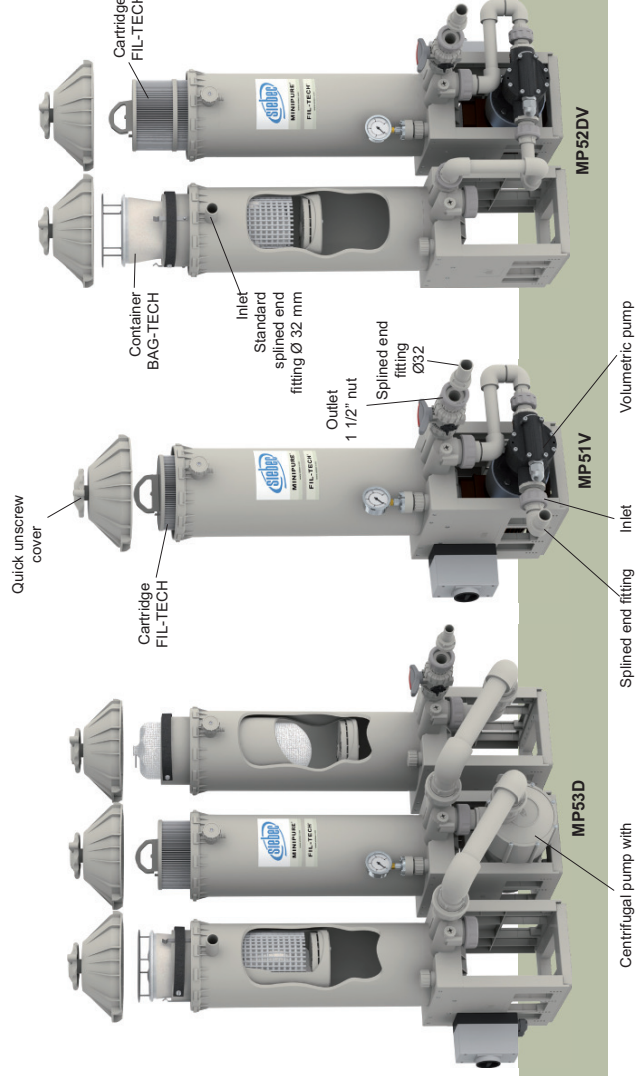
The soluble oil is regenerated
- free of floating neat oil and swarf.



Model	MINIPURE MP51-A18	MINIPURE MP52-A18	MINIPURE MP51-A18	MINIPURE MP52-A18
Description	Single pressure tank, maximum flow rate 9 m ³ /h	Single pressure tank, maximum flow rate 9 m ³ /h	Single pressure tank, maximum flow rate 9 m ³ /h	Single pressure tank, maximum flow rate 9 m ³ /h
Pump	A18 three-phase 0,75 kW, mechanical seal	A18 three-phase 0,75 kW, mechanical seal	A18 three-phase 0,75 kW, mechanical seal	A18 three-phase 0,75 kW, mechanical seal
Filtering media	Cartridge FIL-TECH 5-20 µ	Cartridge FIL-TECH 5-20 µ	Container OIL-TECH	Container OIL-TECH
Functions	Removal of fine particles and solids, de-oiling	Removal of fine particles and solids, de-oiling	Removal of small cuttings, fines and other solid particles	Removal of oil

Model	MINIPURE MP52-A18	MINIPURE MP52-A18	MINIPURE MP52-A18	MINIPURE MP52-A18
Description	Twin pressure tank, maximum flow rate 8 m ³ /h	Twin pressure tank, maximum flow rate 8 m ³ /h	Twin pressure tank, maximum flow rate 8 m ³ /h	Twin pressure tank, maximum flow rate 8 m ³ /h
Pump	A18 three-phase 0,75 kW, mechanical seal	A18 three-phase 0,75 kW, mechanical seal	A18 three-phase 0,75 kW, mechanical seal	A18 three-phase 0,75 kW, mechanical seal
Filtering media first tank	Cartridge FIL-TECH 5-20 µ	Cartridge FIL-TECH 5-20 µ	Pre-filtration bag BAG-TECH 150-600 µ	Pre-filtration bag BAG-TECH 150-600 µ
Filtering media second tank	Container OIL-TECH	Container OIL-TECH	Container OIL-TECH	Container OIL-TECH
Functions	Removal of fine particles and solids, de-oiling	Removal of fine particles and solids, de-oiling	Removal of small cuttings, fines and other solid particles	Removal of oil

MP52D-A18
The first tank is installed upstream of the pump. It is a vacuum pump and is used to collect large cutting in a filter bag. It is washable and reusable.
The second tank is fitted with a container filled with micro fibres designed to remove oil from the cutting or process fluid.



Model	MINIPURE MP53D-A18	MINIPURE MP51V	MINIPURE MP52DV
Description	Triple depression/pressure tank, maximum flow rate 9 m ³ /h	Single pressure tank, maximum flow rate 4 m ³ /h	Twin depression/pressure tank, maximum flow rate 4 m ³ /h
Pump	A18 three-phase 0,75 kW, mechanical seal	Volumetric, three-phase 0,75 kW	Volumetric, three-phase 0,75 kW
Filtering media first tank	Pre-filtration bag BAG-TECH 150-600 µ	Cartridge FIL-TECH 5-20 µ	Pre-filtration bag BAG-TECH 150-600 µ
Filtering media second tank	Cartridge FIL-TECH 5-20 µ	-	Cartridge FIL-TECH 5-20 µ
Filtering media third tank	Container OIL-TECH	-	-
Functions	Recovery of cuttings, filtration of oils, removal of oil	Filtration of oils	Recovery of cuttings, filtration of oils

MINIPURE MP53D
The first tank is installed upstream of the pump. It is a vacuum pump and is used to collect large cutting in a filter bag. It is washable and reusable.
The second tank is fitted with a cartridge for filtering the oil.
The third tank is fitted with a container filled with micro fibres designed to remove oil from the cutting or process fluid.

MINIPURE MP52DV
The first tank is installed upstream of the pump. It is a vacuum pump and is used to collect large cutting in a filter bag. It is washable and reusable.
The second tank is fitted with a cartridge for filtering the oil.